



SUSTAINABILITY
MATTERS.

sycamoreLED.com



KITCHEN LIGHTING 2023



A modern kitchen with white cabinetry and open shelving. The shelves are illuminated with warm white LED lights. A dark green chair is visible in the foreground. The overall aesthetic is clean and contemporary.

WELCOME TO OUR
KITCHEN LIGHTING
COLLECTION

2023

OUR TECHNICAL TEAM

Looking for some assistance with any of your projects? Our technical and design experts are here to help, just follow the three simple steps below;



3 STEP DESIGN SERVICE

- 1 Send your plan along with a short brief to tech@sycamoreLED.com
- 2 Our experts design the perfect lighting scheme for your project
- 3 You receive a quotation including a full list of products ready to order



Our on-site testing laboratory based at Sycamore HQ in Leeds.

BESPOKE LIGHTING SERVICE

We also offer a bespoke lighting service. For further details please contact us for a copy of our dedicated brochure, or contact our technical team using the email address above, or call 0113 286 6686 to see how we can help.

5-YEAR WARRANTY

All products are covered by a 5-year warranty
Excludes battery operated products, accessories, pendants, power converters & motorised pop ups

CONTENTS

SMART WIRELESS LIGHTING CONTROLS

KINETIC SMART Lighting Controls	6
4 ZONE SMART Lighting Controls.....	8
EASI-FIT SMART Lighting Controls.....	10
MAGNETIC SMART Door Sensor.....	10

LED CABINET LIGHTING

VEGA DIFFUSED LED Cabinet Lighting.....	11
CUCINA-LITE MULTI POINT LED Cabinet Lighting.....	16
SIRIUS DIFFUSED LED Cabinet Lighting.....	19
SIRIUS TUNABLE DIFFUSED LED Cabinet Lighting.....	24
SIRIUS CONNECT DIFFUSED LED Cabinet Lighting.....	26
240V CAPELLA LED Cabinet Lighting.....	28
240V TRICOLOUR LINK LIGHTS LED Cabinet Lighting.....	30
240V LINK LIGHTS LED Cabinet Lighting.....	31

LED FLEXIBLE STRIP

COB TUNABLE WHITE LED Flexible Strip.....	32
COB RGB COLOUR CHANGING LED Flexible Strip.....	33
COB SUPERIOR 4W P/M LED Flexible Strip.....	34
COB SUPERIOR 9.6W P/M LED Flexible Strip.....	34
COB STANDARD LED Flexible Strip.....	35
COB IP65 LED Flexible Strip.....	35
ARC LED Flexible Strip.....	36
BLACK ARC LED Flexible Strip.....	36
FLEXILE LED Flexible Strip.....	37
5m & 3m IP20 REELS LED Flexible Strip.....	38
1m, 2m & 3m IP65 LED Flexible Strip.....	39
ALUMINIUM EXTRUSION for LED Flexible Strip.....	40

LED BATTERY LIGHTING

NOVA PRO LED Rechargeable Battery Lighting	41
---	----

LED PLINTH LIGHTING

VEGA LED Plinth Lighting	42
SIRIUS LED Plinth Lighting.....	44
VERVE 15mm LED Plinth Lighting.....	46

LED DRAWER LIGHTING

SENSOR LED Drawer Light.....	47
-------------------------------------	----

CONTENTS

LED ILLUMINATED SHELVING

VEGA LED Shelf.....	48
SIRIUS LED Shelf.....	49
SIRIUS Clip on LED for Glass Shelving.....	50

CEILING LIGHTING

CEILING Lighting.....	51
------------------------------	----

POWER PORTS & WIRELESS CHARGING

PULL UP POWERTECH MICRO Pop Up Socket.....	54
PULL UP POWERTECH PRO Pop Up Sockets.....	55
PULL UP POWERTECH WITH Qi CHARGER Pop Up Sockets.....	56
PULL UP POWERTECH WITH SPEAKER Pop Up Sockets.....	57
PULL UP POWERTECH Pop Up Sockets.....	58
EVOLINE Pop Up Sockets.....	59
EVOLINE Back Flip.....	60
WIRELESS Qi Hidden Charger.....	61

ACCESSORIES

SWITCHES, SENSORS & DIMMERS	62
LAMPS	64
POWER CONVERTERS	65

OTHER

GLOSSARY	66
TERMS AND CONDITIONS	67




Order by phone: 0113 286 6686

Order by email: sales@sycamoreled.com

Order online: www.sycamoreled.com
* account holders only, apply online.

WIRELESS KINETIC

SMART CONTROLS



Control either 12/24V lighting, or 240V lighting including Ceiling Lighting, Pendant Lighting & Extractor fans, in the following ways;



Wireless Wall Plate Switch

(No wiring or batteries required)



Smart Phone or Tablet

(Using a free App)



Alexa or Google Voice Control

Look for the logos for compatible products



The new wireless Kinetic Switching system allows users to turn on their kitchen, bedroom or bathroom lighting in three different ways.

Lighting can be controlled manually by using the Wireless Kinetic Switch, through a Smart Phone or Tablet using the Smart Life App (free downloadable App via the QR code on the instruction leaflet), or by connecting it to a voice controlled intelligent personal assistant such as Amazon Alexa or Google Home.

Once connected, lighting can be operated with simple commands, such as "Alexa turn on kitchen lights" or "Google dim strip lights".

EASY DIMMING

Dimming is also possible, by using the 12V/24Vdc furniture lighting receiver with built in dimming facility. 240V LED Lighting (with dimmable lamp fitted), and dimmable ceiling lighting can also be controlled using the 240v receiver. Simply holding down the switch activates the dimming process.

ENERGY SAVING


A small amount of kinetic energy is generated by the action of the clicking of the switch, which is converted to an electrical signal and sent to the receiver. The amount of energy used is very low, so the switch adheres to strict requirements on low power consumption & helps the environment.

WIRELESS SWITCHES - EASY TO INSTALL & RETRO-FIT

The Kinetic switches require no wiring or batteries which eliminates the need for installing back boxes, creating channels in walls and adjusting decor, thus speeding up the installation process and reducing labour time & costs.

The switch can be installed anywhere in the home, including the bathroom due to its IP67 rating. It can also be installed on a variety of surfaces, including glass, marble, ceramic tiles, and other smooth surfaces. The switches can be screwed to the surface, or stuck on with the adhesive pads supplied.

They can also be retro-fit onto existing back boxes as they are the same size as standard switches.



WIRELESS KINETIC DOOR SENSOR

The Kinetic Wireless door sensor switch (SY2446) is a battery free contact switch to turn lights on and off, so no batteries or wires are required.

When the door is opened the connected light switches on via a kinetic energy transfer to the receiver. Receiver or smart power converter required.

Download the Smart Life app here:

IOS



ANDROID



12V/24V FURNITURE LIGHTING SMART WIRELESS RECEIVER

This receiver can be used to switch or dim 12/24vdc LED lighting.



TECHNICAL INFO	
Power Supply	12/24Vdc
Maximum Load	12Vdc - 36W, 24Vdc - 72W

PART CODE & DESCRIPTION	
12/24Vdc Furniture Lighting Receiver	SY2416

240V LIGHTING SMART WIRELESS RECEIVER

This receiver can be used to switch 240V LED lighting, including ceiling lighting, pendant lighting & bathroom fans. You can also dim connected lights (with a dimmable light source).



TECHNICAL INFO	
Power Supply	240V
Maximum Load	100W

PART CODE & DESCRIPTION	
240V Lighting Receiver	SY8989/NEW

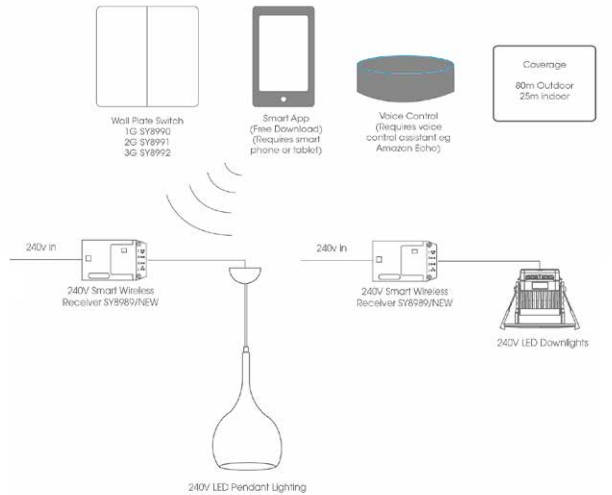
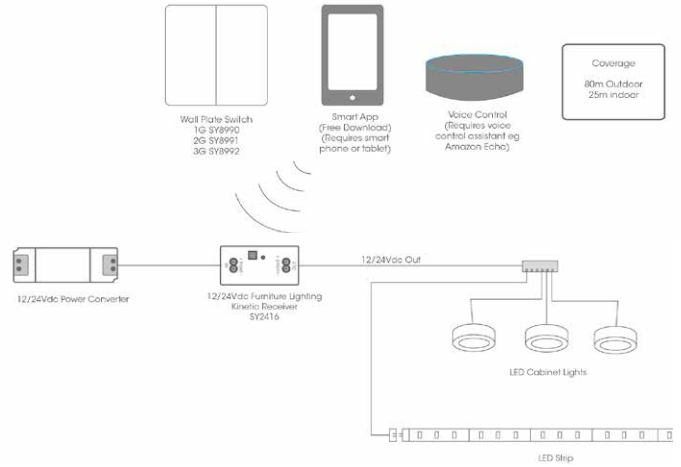
SMART KINETIC POWER CONVERTERS



WIRELESS KINETIC SWITCHES



WIRELESS KINETIC DOOR SENSOR



The smart all-in-one drivers combine the functionality of the 12Vdc furniture kinetic receiver, with a dimmable driver for low loads of 15W or 20W or less. This driver can be used with the kinetic wireless wall plate switches, or with the smart App or voice control.

PART CODE & DESCRIPTION	
15W 12Vdc Smart All-in-One Driver	SY8996
20W 12Vdc Smart All-in-One Driver	SY8999

TECHNICAL INFO	
Finish	White
IP Rating	IP67
Connection	Wireless
Fixing Method	Adhesive Backing or Screw

PART CODE & DESCRIPTION	
1 Gang Kinetic Switch	SY8990
2 Gang Kinetic Switch	SY8991
3 Gang Kinetic Switch	SY8992

TECHNICAL INFO	
Finish	White
IP Rating	IP20
Connection	Wireless
Fixing Method	Adhesive Backing

PART CODE & DESCRIPTION	
Kinetic Wireless Door Sensor	SY2446

WIRELESS 4 ZONE

SMART CONTROLS



Control 12/24Vdc LED lighting in the following ways;



Remote Control



Smart Phone or Tablet

(Using a free App)



Wireless Wall Plate Switch

(No wiring required)

Our innovative 4 zone remote control system allows wireless control of multiple LED lights in the palm of your hand, using a hand held remote, a smart device, or a wall mounted controller.

The new style receiver features built in Wi-Fi capabilities, so you can control your cabinet lights, plinth lights, strip lighting or any other 12/24Vdc lighting using your smart device, by downloading the App, which is free via the Apple store or Android Google Play. This will allow you to control your connected lights from anywhere in the world as long as you have a 4G or 5G network, or connected to any Wi-Fi network at your location.

SINGLE COLOUR 4 ZONE

The single colour 4 zone controls can be used with either 12V or 24Vdc lighting, or 240V (SY8120).

Control up to 4 different zones of lighting, by using the remote control, a smartphone or tablet, or a wall mounted wall switch.

Dimming is possible by simply holding down the relevant zone button.

The receiver now features built in Wi-Fi capabilities to enable control on a smart device via a free downloadable app.

TUNABLE WHITE (CCT) 4 ZONE

Our Tunable White (CCT (Correlated Colour Temperature)) 4 zone controls can be used with our tunable white collection of LED Lighting;

Tunable LED Cabinet Lighting - Page 24 & 25

Tunable COB LED Flexible Strip Lighting - Page 32

Control up to 4 different zones of lighting, by using the remote control, a smartphone or tablet, or a wall mounted wall switch. Users can change the colour of their LED lighting from warm white, to natural white and through to cool white. Dimming is possible by simply holding down the relevant zone button.

The receiver now features built in Wi-Fi capabilities to enable control on a smart device via a free downloadable app.

RGB COLOUR CHANGING 4 ZONE

This RGB 4 zone controls can be used with our RGB Colour Changing LED Strip;

RGB COB LED Flexible Strip Lighting - Page 33


Control up to 4 different zones of lighting, by using the remote control, a smartphone or tablet, or a wall mounted wall switch.

Users have control of a full colour range, with up to 16 million colour possibilities including standard RGB colours plus saturation and dimming.

The receiver now features built in Wi-Fi capabilities to enable control on a smart device via a free downloadable app.

WIRELESS 4 ZONE SMART CONTROLS

SINGLE COLOUR SINGLE ZONE




PART CODE & DESCRIPTION

(a) Single Zone Single Colour Receiver	SY8120
(b) Dimming/on/off Black Wall Plate	SY8121

This single zone/colour receiver can be used to control lights which are 240V. It can also be controlled by our standard remote control (c) SY9565, and/or the rotary dimmer switch (b) SY8121.

SINGLE COLOUR 4 ZONE




PART CODE & DESCRIPTION

(c + d) Single Colour Receiver & Remote Kit (Wi-Fi Series)	SY7541B
(d) Additional Receiver	SY7542B
(e) Wireless Wall Plate (White)	SY8810/DIM
New black accessories listed below	
(f) Wireless Wall Plate (Black)	SY8810DIM BL

TECHNICAL INFO

Total Output	Max 12A
--------------	---------

TUNABLE WHITE (CCT) 4 ZONE




PART CODE & DESCRIPTION

(c + g) Tunable White Receiver & Remote Kit (Wi-Fi Series)	SY5699B
(g) Additional Receiver	SY7699B
(h) Wireless Wall Plate (White)	SY8810/TUNABLE

TECHNICAL INFO

Total Output	Max 12A
--------------	---------

RGB COLOUR CHANGING 4 ZONE



PART CODE & DESCRIPTION

RGB Colour Changing Receiver & Remote Kit (Wi-Fi Series) White (i + j) or Black (k + j)	SY7598B/WH or BL
(j) Additional Receiver	SY7538B
(l) Wireless Wall Plate (White)	SY8810/RGB
New black accessories listed below	
(m) Wireless Wall Plate (Black)	SY8810RGBW BL

TECHNICAL INFO

Total Output	Max 12A
--------------	---------

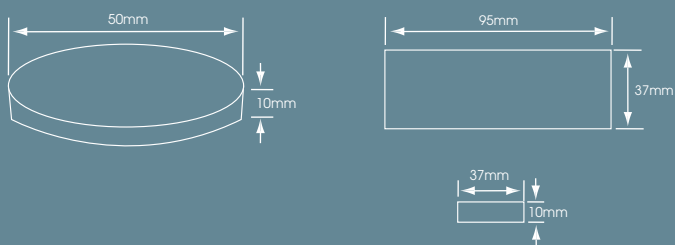
WIRELESS CONTROLS

EASI-FIT SMART REMOTE CONTROL



PART CODE & DESCRIPTION

Wireless Smart Remote	SY9940
Smart Distribution Block	SY9941



This wireless remote control allows users to switch or dim 12/24Vdc LED lighting by simply touching the button on the circular remote.

A magnetic pad is also supplied to easily mount the remote control onto a wall or cabinet if required.

The 10 port distribution block features a plug and play system for ease of installation.

Remote includes 3V battery.

TECHNICAL INFO

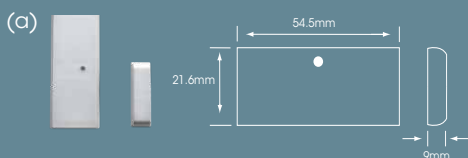
Finish	White
Power Supply	12/24Vdc
Cable Length	100mm
Guarantee	12 Months
Sensor Distance	20m max
Wattage	100W max

MAGNETIC DOOR SENSOR



PART CODE & DESCRIPTION

Single Door Sensor Kit	SY2449/1
Double Door Sensor Kit	SY2449/2
Triple Door Sensor Kit	SY2449/3
Quad Door Sensor Kit	SY2449/4
Kits include 1 x controller (b) and specified number of magnetic door sensor switches (a)	
6 Way Distribution Block (c)	SY7637

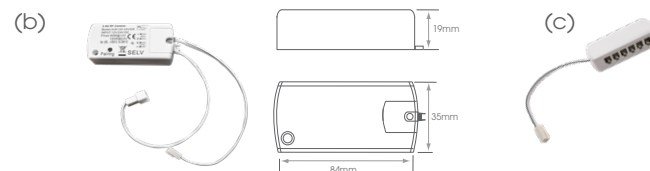


This wireless magnetic door sensor switch can turn lights on and off automatically. The switch is secured to the inside of a cabinet using the adhesive back, whilst the separate magnetic contact button is placed on the inside of the door. When the door closes the connected lights automatically switch off. Opening the door prompts the lights to turn back on.

Up to 4 switches can be run from one controller, making it perfect for switching lights on and off within kitchen cabinets. The switch runs on two 3V button batteries which are very easy to change when required. Unit includes connection for one light, a 6 Way Distribution Block can be purchased separately if required.

TECHNICAL INFO

Finish	Silver
Power Supply	12/24Vdc
Cable Length	200mm
Guarantee	12 Months
Max Current	8mA
Sensor Distance	5m
Wattage	12Vdc - 36W/24Vdc - 72W
IP Rating	IP20



VEGA MODA

DIFFUSED LED CABINET LIGHT



NOUVEAU NOIR

5 YEAR GUARANTEE



PATENTED

Exclusive to SycamoreLED.com, the Vega Moda is a discreet slim-line cabinet light with a diffused illuminated panel for a super smooth appearance. Available with either matt black, brushed nickel or white magnetic bezels, and an attractive edge lift feature, the Vega Moda would fit perfectly into a contemporary setting.

PART CODE & DESCRIPTION

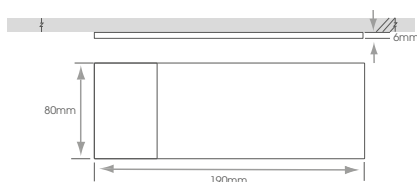
Vega Moda Matt Black/Natural White	SY9805/BL
For brushed nickel or white finish please purchase light above, and purchase the covers separate, listed below.	
Vega Moda Brushed Nickel Cover	SY9806/BN
Vega Moda White Cover	SY9806/WH

COMPATIBLE POWER CONVERTERS

8W 12Vdc LED Power Converter (1-3 lights)	SY9980B
15W 12Vdc LED Power Converter (1-6 lights)	SY9739B

TECHNICAL INFO

Finish	Matt Black/Brushed Nickel/White
Power Supply	12Vdc
Cable Length	2m
Colour Appearance	Natural White
Colour Temperature	4000K - 4500K
Wattage	2.2W
IP Rating	IP20
Colour Rendering Index	Ra 87
Total Lumens	150lm
Beam Angle	120°



COMPATIBLE ACCESSORIES

Kinetic Wireless Switching (inc. dimming)	Page 6/7
Wi-Fi 4 Zone Controls	Page 8/9
Sensors, Switches & Dimmers	Page 62 - 63
2m (SY7183) or 5m (SY7183/5) Extension Cable	

VEGA MAX

DIFFUSED LED CABINET LIGHT



The Vega Max is a super slim diffused cabinet light with a magnetic bezel for ease of fitting. It has been designed to offer a superior light output and has a diffused cover with no visible LED points. The fitting also has enhanced curved edges in a stylish matt black or brushed nickel finish.

PART CODE & DESCRIPTION


Vega Max Brushed Nickel/ Warm or Natural White	SY8887WW or NW
Vega Max Matt Black/ Warm or Natural White	SY8887BL/WW or NW

COMPATIBLE POWER CONVERTERS

15W 12Vdc LED Power Converter (1-3 lights)	SY9739B
20W 12Vdc LED Power Converter (1-4 lights)	SY7350C
30W 12Vdc LED Power Converter (1-6 lights)	SY7715A

TECHNICAL INFO

Finish	Matt Black/Brushed Nickel
Power Supply	12Vdc
Cable Length	1.5m
Colour Appearance	Warm White or Natural White
Colour Temperature	3000K - 3500K or 4000K - 4500K
Wattage	5W
IP Rating	IP20
Colour Rendering Index	Ra >80
Total Lumens	WW - 499lm, NW - 450lm
Beam Angle	120°



COMPATIBLE ACCESSORIES

Kinetic Wireless Switching (inc. dimming)	Page 6/7
Wi-Fi 4 Zone Controls	Page 8/9
Sensors, Switches & Dimmers	Page 62 - 63
2m (SY7183) or 5m (SY7183/5) Extension Cable	

VEGA FLAT PANEL

DIFFUSED LED CABINET LIGHT



The Vega has been designed to offer a superior light output and has a diffused cover to mimic the appearance of halogen cabinet lights with no visible LED points. The fitting also has unique magnetic fixing and enhanced curved edges. Available in Brushed Nickel and Matt Black.

PART CODE & DESCRIPTION

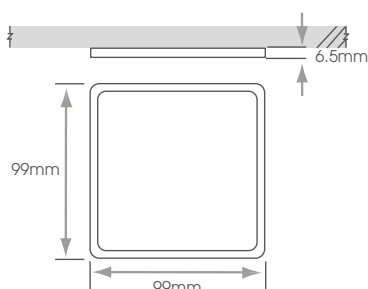
Vega Flat Panel Brushed Nickel/ Warm or Natural White	SY8949BN/WW or NW
Vega Flat Panel Matt Black/ Warm or Natural White	SY8949BL/WW or NW

COMPATIBLE POWER CONVERTERS

8W 12Vdc LED Power Converter (1-2 lights)	SY9980B
15W 12Vdc LED Power Converter (1-4 lights)	SY9739B
20W 12Vdc LED Power Converter (1-5 lights)	SY7350C
30W 12Vdc LED Power Converter (1-6 lights)	SY7715A

TECHNICAL INFO

Finish	Brushed Nickel/Matt Black
Power Supply	12Vdc
Cable Length	1.5m
Colour Appearance	Warm White or Natural White
Colour Temperature	3000K - 3500K or 4000K - 4500K
Wattage	3.5W
IP Rating	IP20
Colour Rendering Index	WW - Ra 93, Ra 96
Total Lumens	WW - 185lm NW - 198lm
Beam Angle	120°



COMPATIBLE ACCESSORIES

Kinetic Wireless Switching (inc. dimming)	Page 6/7
Wi-Fi 4 Zone Controls	Page 8/9
Sensors, Switches & Dimmers	Page 62 - 63
2m (SY7183) or 5m (SY7183/5) Extension Cable	

VEGA

DIFFUSED LED CABINET LIGHTS



The Vega collection offers a superior light output and has a diffused cover to mimic the appearance of halogen cabinet lights, with no visible LED points. It also has a 120 degree beam angle, which fills cabinets or work surfaces, and eliminates dark spots.

Now available in matt black finish with natural white LED (Recessed/Surface & Designer Tri-Light only).

TECHNICAL INFO

Finish	Brushed Nickel or Matt Black*
Power Supply	12Vdc
Cable Length	2m
Colour Appearance	Warm White or Natural White
Colour Temperature	3000K - 3500K or 4000K - 4500K
Wattage	2.3W
IP Rating	IP20
Colour Rendering Index	WW - Ra 84, NW - Ra 89
Total Lumens	WW - 171lm NW - 185lm
Beam Angle	120°

*Matt Black finish only available with natural white LED, & designer tri-light or recessed/surface design



COMPATIBLE POWER CONVERTERS

8W 12Vdc LED Power Converter (1-3 lights)	SY9980B
15W 12Vdc LED Power Converter (1-6 lights)	SY9739B

COMPATIBLE ACCESSORIES

Kinetic Wireless Switching (inc. dimming)	Page 6/7
Wi-Fi 4 Zone Controls	Page 8/9
Sensors, Switches & Dimmers	Page 62 - 63
2m (SY7183) or 5m (SY7183/5) Extension Cable	



DESIGNER TRI-LIGHT

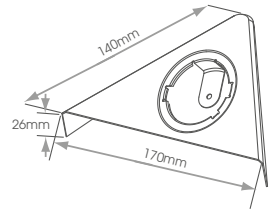
PART CODE & DESCRIPTION

Vega LED Designer Tri-Light
Warm/Natural White

SY7947WW or NW

Vega LED Designer Tri-Light
Matt Black/Natural White

SY7947BL/NW

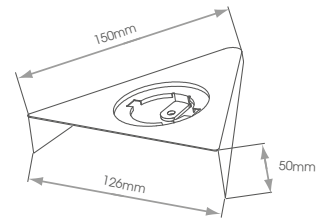


TRI-LIGHT

PART CODE & DESCRIPTION

Vega LED Tri-Light
Warm/Natural White

SY7980WW or NW

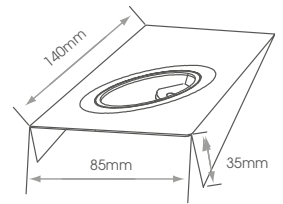


DESIGNER RECTI-LIGHT

PART CODE & DESCRIPTION

Vega LED Designer Recti-Light
Warm/Natural White

SY6881WW or NW



RECESSED

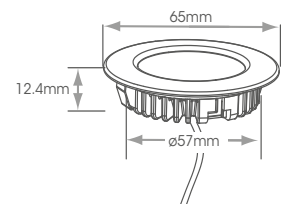
PART CODE & DESCRIPTION

Vega LED Recessed
Warm/Natural White

SY7945BN/WW or NW

Vega LED Recessed
Matt Black/Natural White

SY7945BL/NW



RECESSED/SURFACE

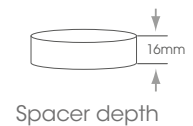
PART CODE & DESCRIPTION

Vega LED Recessed/Surface
Warm/Natural White

SY7946BN/WW or NW


Vega LED Recessed/Surface
Matt Black/Natural White

SY7946BL/NW



CUCINA LITE SOLARIS SQUARE

MULTI POINT LED CABINET LIGHT



This surface mounted designer fitting has a slim profile, in a sleek aluminium finish. Available in a modern square design, this fitting would look perfect in a contemporary setting. The natural white LED is suitable for any type of kitchen design. The Solaris also has a 120 degree beam angle, which fills cabinets or work surfaces, and eliminates dark spots.

PART CODE & DESCRIPTION

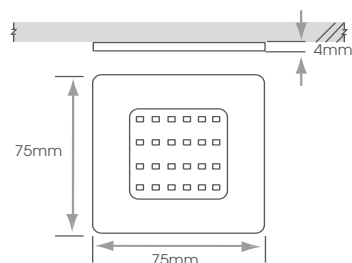
Solaris Square Multi Point LED Cabinet Light/
Natural White SY7922

COMPATIBLE POWER CONVERTERS

15W 12Vdc LED Power Converter (1-3 lights)	SY9739B
20W 12Vdc LED Power Converter (1-4 lights)	SY7350C
30W 12Vdc LED Power Converter (1-6 lights)	SY7715A

TECHNICAL INFO

Finish	Aluminium
Power Supply	12Vdc
Cable Length	1.5m
Colour Appearance	Natural White
Colour Temperature	4000K - 4500K
Wattage	5W
IP Rating	IP20
Colour Rendering Index	Ra 85
Total Lumens	487lm
Beam Angle	120°



COMPATIBLE ACCESSORIES

Kinetic Wireless Switching (inc. dimming)	Page 6/7
Wi-Fi 4 Zone Controls	Page 8/9
Sensors, Switches & Dimmers	Page 62 - 63
2m (SY7183) or 5m (SY7183/5) Extension Cable	

CUCINA LITE SOLARIS RECTI

MULTI POINT LED CABINET LIGHT



The rectangular version of the Solaris surface mounted designer fitting has a slim profile, in a sleek aluminium or matt black finish. This fitting would look perfect in a contemporary setting, and the natural white LED is suitable for any type of kitchen design. The Solaris also has a 120 degree beam angle, which fills cabinets or work surfaces, and eliminates dark spots.

PART CODE & DESCRIPTION

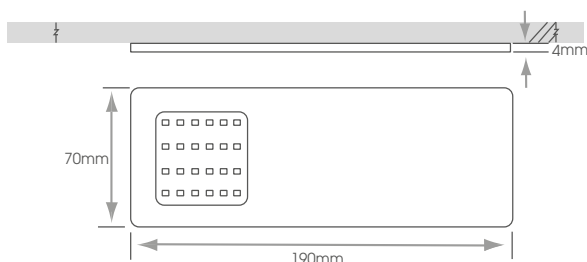
Solaris Recti Multi Point LED Cabinet Light Aluminium/Natural White	SY7923
Solaris Recti Multi Point LED Cabinet Light Matt Black/Natural White	SY7923BL

COMPATIBLE POWER CONVERTERS

15W 12Vdc LED Power Converter (1-3 lights)	SY9739B
20W 12Vdc LED Power Converter (1-4 lights)	SY7350C
30W 12Vdc LED Power Converter (1-6 lights)	SY7715A

TECHNICAL INFO

Finish	Aluminium/Matt Black
Power Supply	12Vdc
Cable Length	1.5m
Colour Appearance	Natural White
Colour Temperature	4000K - 4500K
Wattage	5W
IP Rating	IP20
Colour Rendering Index	Ra 85
Total Lumens	481lm
Beam Angle	120°



COMPATIBLE ACCESSORIES

Kinetic Wireless Switching (inc. dimming)	Page 6/7
Wi-Fi 4 Zone Controls	Page 8/9
Sensors, Switches & Dimmers	Page 62 - 63
2m (SY7183) or 5m (SY7183/5) Extension Cable	

CUCINA LITE TOUCH

MULTI POINT LED CABINET LIGHT



This LED cabinet lights features a simple on/off feature, by simply touching the fitting itself. Available in recessed only, it offers a choice of natural or warm white LED. This fitting should not be installed in conductive surfaces.

PART CODE & DESCRIPTION

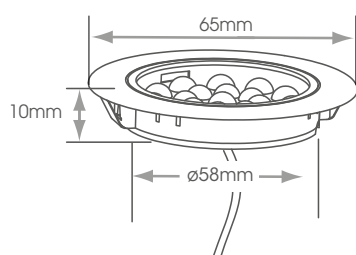
Rimini Touch on/off SY7815BN/WW or NW

COMPATIBLE POWER CONVERTERS

8W 12Vdc LED Power Converter (1-3 lights) SY9980B
 15W 12Vdc LED Power Converter (1-6 lights) SY9739B

TECHNICAL INFO

Finish	Brushed Nickel
Power Supply	12Vdc
Cable Length	2m
Colour Appearance	Warm White or Natural White
Colour Temperature	3000K - 3500K or 4000K - 4500K
Wattage	1.8W
IP Rating	IP44
Colour Rendering Index	WW - Ra 81, NW - Ra 83
Total Lumens	WW - 104lm, NW - 113lm
Beam Angle	55°
Resistance	80 Ohms
Current	0.15 Amps



COMPATIBLE ACCESSORIES

2m (SY7183) or 5m (SY7183/5) Extension Cable

SIRIUS SOLARIS SQUARE

DIFFUSED LED CABINET LIGHT



The square version of the Solaris surface mounted designer fitting has a slim profile and a sleek aluminium finish. This fitting would look perfect in all kitchen settings and the natural white LED is suitable for any type of kitchen design. The Solaris also has a 120 degree beam angle, which fills cabinets or work surfaces and eliminates dark spots.

PART CODE & DESCRIPTION

Solaris Square Diffused LED Cabinet Light/ Natural White	SY8950
---	--------

COMPATIBLE POWER CONVERTERS

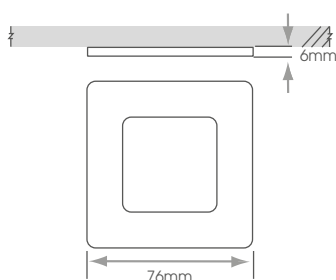
8W 12Vdc LED Power Converter (1-2 lights)	SY9980B
15W 12Vdc LED Power Converter (1-4 lights)	SY9739B
20W 12Vdc LED Power Converter (1-5 lights)	SY7350C
30W 12Vdc LED Power Converter (1-6 lights)	SY7715A

TECHNICAL INFO

Finish	Aluminium
Power Supply	12Vdc
Cable Length	1.5m
Colour Appearance	Natural White
Colour Temperature	4000K - 4500K
Wattage	3.5W
IP Rating	IP20
Colour Rendering Index	Ra 86
Total Lumens	157lm
Beam Angle	120°

COMPATIBLE ACCESSORIES

Kinetic Wireless Switching (inc. dimming)	Page 6/7
Wi-Fi 4 Zone Controls	Page 8/9
Sensors, Switches & Dimmers	Page 62 - 63
2m (SY7183) or 5m (SY7183/5) Extension Cable	



SIRIUS SOLARIS RECTI

DIFFUSED LED CABINET LIGHT



NOUVEAU
NOIR

5
YEAR
GUARANTEE



The rectangular version of the Solaris surface mounted designer fitting has a super slim profile, in a sleek aluminium or matt black finish. The Solaris also has a 120 degree beam angle, which fills cabinets or work surfaces and eliminates dark spots.

PART CODE & DESCRIPTION

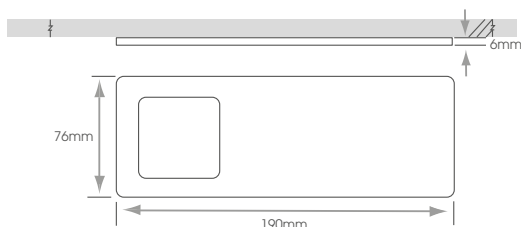
Solaris Recti Diffused LED Cabinet light Aluminium/Natural White	SY8951
Solaris Recti Diffused LED Cabinet light Matt Black/Natural White	SY8951BL

COMPATIBLE POWER CONVERTERS

8W 12Vdc LED Power Converter (1-2 lights)	SY9980B
15W 12Vdc LED Power Converter (1-4 lights)	SY9739B
20W 12Vdc LED Power Converter (1-5 lights)	SY7350C
30W 12Vdc LED Power Converter (1-6 lights)	SY7715A

TECHNICAL INFO

Finish	Aluminium/Matt Black
Power Supply	12Vdc
Cable Length	1.5m
Colour Appearance	Natural White
Colour Temperature	4000K - 4500K
Wattage	3.5W
IP Rating	IP20
Colour Rendering Index	Ra 87
Total Lumens	156lm
Beam Angle	120°




COMPATIBLE ACCESSORIES

Kinetic Wireless Switching (inc. dimming)	Page 6/7
Wi-Fi 4 Zone Controls	Page 8/9
Sensors, Switches & Dimmers	Page 62 - 63
2m (SY7183) or 5m (SY7183/5) Extension Cable	

SIRIUS SLIMLINE SENSOR

DIFFUSED LED CABINET LIGHT



The infra red sensor light has an integrated movement sensor that activates the LED light when a door is opened. It also automatically switches off when no movement has been detected within 60 seconds. The fitting is ideal for surface mounting inside kitchen cabinets or wardrobes. Detection range is 1m.

PART CODE & DESCRIPTION

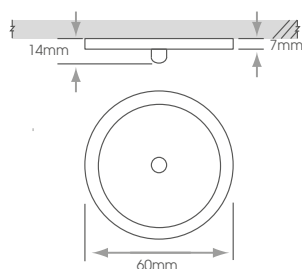
Slimline Infra Red Sensor LED Cabinet Light	SY7786
---	--------

COMPATIBLE POWER CONVERTERS

8W 12Vdc LED Power Converter (1-2 lights)	SY9980B
15W 12Vdc LED Power Converter (1-5 lights)	SY9739B
20W 12Vdc LED Power Converter (1- 6 lights)	SY7350C

TECHNICAL INFO

Finish	Aluminium
Power Supply	12Vdc
Cable Length	2m
Colour Appearance	Natural White
Colour Temperature	4000K - 4500K
Wattage	3W
IP Rating	IP20
Colour Rendering Index	Ra >80
Beam Angle	115°



COMPATIBLE ACCESSORIES

2m (SY7183) or 5m (SY7183/5) Extension Cable

SIRIUS SUPER SLIM

DIFFUSED LED CABINET LIGHT



This diffused cabinet light is surface mounted and has a super slim design with a magnetic cover to conceal the installation fixings. This sleek fitting is available in a choice of natural white or warm white, and a choice of brushed nickel or matt black finish.

PART CODE & DESCRIPTION

Sirius Super Slim Brushed Nickel/ Warm or Natural White	SY8935A/WW or NW
Sirius Super Slim Matt Black/ Warm or Natural White	SY8935A/BLWW or NW

COMPATIBLE POWER CONVERTERS

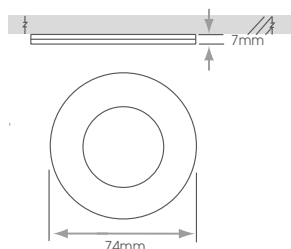
8W 12Vdc LED Power Converter (1-3 lights)	SY9980B
15W 12Vdc LED Power Converter (1-6 lights)	SY9739B

TECHNICAL INFO

Finish	Brushed Nickel/Matt Black
Power Supply	12Vdc
Cable Length	1.5m
Colour Appearance	Warm or Natural White
Colour Temperature	3000K - 3500K or 4000K - 4500K
Wattage	2W
IP Rating	IP20
Colour Rendering Index	WW - Ra 80, NW - Ra 86
Total Lumens	WW - 125lm, NW - 143lm
Beam Angle	120°

COMPATIBLE ACCESSORIES

Kinetic Wireless Switching (inc. dimming)	Page 6/7
Wi-Fi 4 Zone Controls	Page 8/9
Sensors, Switches & Dimmers	Page 62 - 63
2m (SY7183) or 5m (SY7183/5) Extension Cable	



SIRIUS SUPER SLIM

ANGLED DIFFUSED LED CABINET LIGHT



NOUVEAU
NOIR

5
YEAR
GUARANTEE



This diffused angled cabinet light is surface mounted and has a super slim design with a magnetic cover to conceal the installation fixings. Available only in warm white 2700K.

PART CODE & DESCRIPTION

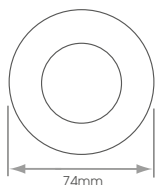
Sirius Super Slim Angled
Matt Black/Warm White SY8935B/2700K

COMPATIBLE POWER CONVERTERS

8W 12Vdc LED Power Converter (1-3 lights) SY9980B
15W 12Vdc LED Power Converter (1-6 lights) SY9739B

TECHNICAL INFO

Finish	Matt Black
Power Supply	12Vdc
Cable Length	1.5m
Colour Appearance	Warm White
Colour Temperature	2700K
Wattage	2W
IP Rating	IP20
Colour Rendering Index	Ra 81
Total Lumens	52lm
Beam Angle	120°



COMPATIBLE ACCESSORIES

Kinetic Wireless Switching (inc. dimming)	Page 6/7
Wi-Fi 4 Zone Controls	Page 8/9
Sensors, Switches & Dimmers	Page 62 - 63
2m (SY7183) or 5m (SY7183/5) Extension Cable	

SIRIUS TUNABLE

DIFFUSED LED CABINET LIGHT



Tunable white enables the user to choose their desired colour temperature, from warm white (2700K) to natural white (4000K) and to cool white (6000K) by simply using a hand held remote control, a smart phone or tablet using a free app (receiver features built in Wi-Fi capabilities) or via a wireless wall plate. *Kits include 15W power converter, 3 way distribution cable & receiver. Please note the maximum number of lights that can be run per distributor cable is 3. Up to 5 lights can be run from the 15W driver, extra 3 way distribution cable required. Remote control required, sold separate.

TECHNICAL INFO


Finish	Brushed Nickel
Power Supply	12Vdc
Cable Length	2m
Colour Appearance	Tunable White (Warm/Natural/Cool)
Colour Temperature	Tunable White (3000K/4000K/6000K)
Wattage	2.6W
IP Rating	IP44
Colour Rendering Index	Ra 89
Total Lumens	158lm
Beam Angle	120°

CONTROL OPTIONS

(a) Tunable White Remote Control	SY9565
(b) Additional Tunable White Receiver (Wi-Fi Series)	SY7699B
(c) Wall Mounted Control	SY8810/TUN

COMPATIBLE ACCESSORIES

(d) 3 Way Distribution Cable	SY7893A
(e) 2m Extension Cable (From 3 way splitter to lights)	SY8018
2m (SY7183) or 5m (SY7183/5) Extension Cable (driver to receiver)	

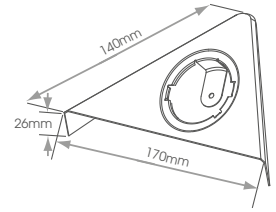




DESIGNER TRI-LIGHT

PART CODE & DESCRIPTION

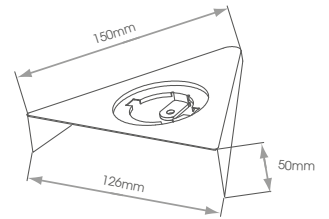
Sirius Designer Tri-Light 2 Light Kit	SY7939BTW/2
Sirius Designer Tri-Light 3 Light Kit	SY7939BTW/3
Sirius Designer Tri-Light individual Light	SY7938TW



TRI-LIGHT

PART CODE & DESCRIPTION

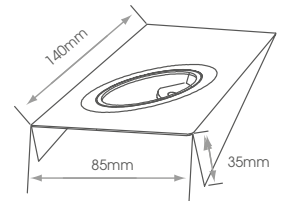
Sirius Tri-Light 2 Light Kit	SY7941BTW/2
Sirius Tri-Light 3 Light Kit	SY7941BTW/3
Sirius Tri-Light individual Light	SY7940TW



DESIGNER RECTI-LIGHT

PART CODE & DESCRIPTION

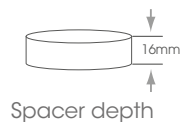
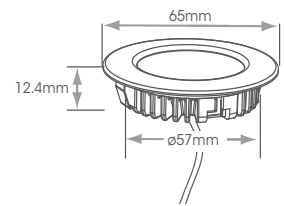
Sirius Designer Recti 2 Light Kit	SY7943BTW/2
Sirius Designer Recti 3 Light Kit	SY7943BTW/3
Sirius Designer Recti individual Light	SY7942TW



RECESSED/SURFACE

PART CODE & DESCRIPTION

Sirius Recessed/Surface 2 Light Kit	SY7937BTW/2
Sirius Recessed/Surface 3 Light Kit	SY7937BTW/3
Sirius Recessed/Surface individual Light	SY7936TW



*Kits include 15W power converter, 3 way distribution cable & receiver. Remote control purchased separately

SIRIUS CONNECT

DIFFUSED LED CABINET LIGHT



The Sirius Connect features an innovative new plug and play system, in which the cable detaches directly from the back of the light unit enabling the fitting to be installed easily into the base of a cabinet. The Sirius Connect also features a diffused cover, so there are no visible LED points in the fitting, and also has a 120 degree beam angle which fills cabinets or work surfaces, eliminating dark spots.

TECHNICAL INFO

Finish	Brushed Nickel
Power Supply	12Vdc
Cable Length	2m
Colour Appearance	Warm, Natural or Cool White
Colour Temperature	3000K - 3500K, 4000K - 4500K or 6000K - 6500K
Wattage	2.6W
IP Rating	IP44
Colour Rendering Index	WW - Ra 82, NW - Ra 85, CW - Ra 86
Total Lumens	WW - 177lm NW - 187lm CW - 177lm
Beam Angle	120°



COMPATIBLE POWER CONVERTERS

8W 12Vdc LED Power Converter (1-3 lights)	SY9980B
15W 12Vdc LED Power Converter (1-5 lights)	SY9739B
20W 12Vdc LED Power Converter (1-6 lights)	SY7350C

COMPATIBLE ACCESSORIES

Kinetic Wireless Switching (inc. dimming)	Page 6/7
Wi-Fi 4 Zone Controls	Page 8/9
Sensors, Switches & Dimmers	Page 62 - 63
2m (SY7183) or 5m (SY7183/5) Extension Cable	



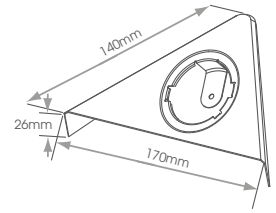


DESIGNER TRI-LIGHT

PART CODE & DESCRIPTION

Sirius Connect LED Designer Tri-Light
Warm/Natural/Cool White

SY9568WW/NW/CW

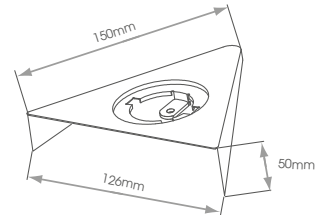


TRI-LIGHT

PART CODE & DESCRIPTION

Sirius Connect LED Tri-Light
Warm/Natural/Cool White

SY9569WW/NW/CW

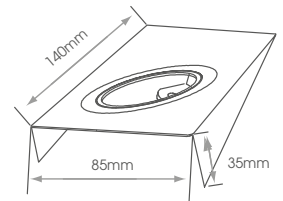


DESIGNER RECTI-LIGHT

PART CODE & DESCRIPTION

Sirius Connect LED Designer Recti-Light
Warm/Natural/Cool White

SY7882WW/NW/CW

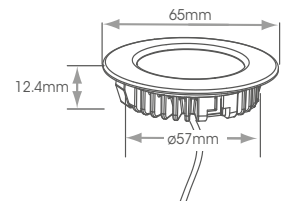


RECESSED

PART CODE & DESCRIPTION

Sirius Connect LED Recessed
Warm/Natural/Cool White

SY9566WW/NW/CW

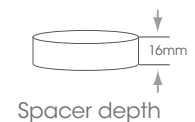


RECESSED/SURFACE

PART CODE & DESCRIPTION

Sirius Connect LED Recessed/Surface
Warm/Natural/Cool White

SY9567WW/NW/CW



CAPELLA 240V

LED CABINET LIGHT



This range of 240V cabinet lighting is a more discreet version of other larger mains voltage lights currently available. With the same visible appearance and size as our Sirius 12Vdc cabinet light range, this is a great option for any application requiring lighting without a power converter. This range also uses a simple to install plug in connector system.

PART CODE & DESCRIPTION

Capella Recessed Warm or Natural White	SY7750BN/WW or NW
Capella Recessed/Surface Warm or Natural White	SY7751BN/WW or NW

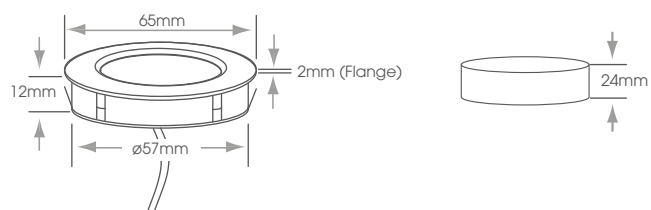
No Power Converter Required

COMPATIBLE ACCESSORIES

Kinetic Wireless Switching (not dimmable)	Page 6/7
---	----------


TECHNICAL INFO

Finish	Brushed Nickel
Power Supply	240V
Cable Length	1.5m
Colour Appearance	Warm White or Natural White
Colour Temperature	3000K - 3500K or 4000K - 4500K
Wattage	2.6W
IP Rating	IP20
Colour Rendering Index	WW - Ra 82 NW - Ra 87
Total Lumens	WW - 182lm NW - 194lm
Beam Angle	100°



CAPELLA 240V

LED TRI-LIGHT



This 240V LED Tri-light is a discreet version of other larger mains voltage lights currently available. With the same visible appearance and size as our Sirius 12Vdc cabinet light range, this is a great option for any application requiring lighting without a power converter. This range also uses a simple to install plug in connector system.

PART CODE & DESCRIPTION

Capella Tri-Light
Warm or Natural White SY7752WW or NW

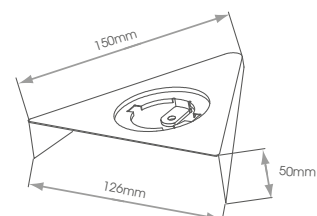
No Power Converter Required

COMPATIBLE ACCESSORIES

Kinetic Wireless Switching (not dimmable) Page 6/7

TECHNICAL INFO

Finish	Brushed Nickel
Power Supply	240V
Cable Length	1.5m
Colour Appearance	Warm White or Natural White
Colour Temperature	3000K - 3500K or 4000K - 4500K
Wattage	2.6W
IP Rating	IP20
Colour Rendering Index	WW - Ra 82 NW - Ra 87
Total Lumens	WW - 182lm NW - 194lm
Beam Angle	100°



SIRIUS TRICOLOUR

240V LINK LIGHT



The new LED link lights feature a built in switch to change the colour from warm white, to natural white and to cool white to suit decor or individual preference. The fittings are individually switched and fully linkable for ease of use, and can be butt jointed to make longer lengths if desired. 1.8m mains cable also included.

PART CODE & DESCRIPTION

222mm 3W LED Link Light	SY7690 TRICOLOUR
343mm 4W LED Link Light	SY7691 TRICOLOUR
525mm 8.4W LED Link Light	SY7692 TRICOLOUR
640mm 10W LED Link Light	SY7693 TRICOLOUR

No Power Converter Required

TECHNICAL INFO

Finish	White
Power Supply	240V
Cable Length	1.8m
Colour Appearance	Tricolour (3000K/4000K/6000K)
Colour Temperature	Tricolour (Warm/Natural/Cool)
Wattage	3W/4W/8.4W/10W
IP Rating	IP20
Colour Rendering Index (Based on 10W Link Light)	WW - Ra 83, NW - Ra 88, CW - Ra 88
Total Lumens (Based on 10W Link Light)	WW - 977lm, NW - 1098lm, CW - 1019lm


COMPATIBLE ACCESSORIES

1.5m Mains Cable with Stripped Ends	SY9553A
1m Mains Cable with UK Plug	SY7496
500mm Link Cable	SY9324
1m Link Cable	SY9556
3m Link Cable	SY9325



SIRIUS

240V LINK LIGHT



The Sirius LED link lights come complete with a diffused cover and have no visible LED points which provides a wide flood of light. The fittings are individually switched and fully linkable for ease of use, and can be butt jointed to make longer lengths if desired. 1.8m mains cable also included.


PART CODE & DESCRIPTION

222mm 3W LED Link Light Warm White	SY7690A/WW
222mm 3W LED Link Light Natural White	SY7690NW/1.8M
343mm 4W LED Link Light Warm White	SY7691A/WW
343mm 4W LED Link Light Natural White	SY7691NW/1.8M
525mm 8.4W LED Link Light Warm White	SY7692A/WW
525mm 8.4W LED Link Light Natural White	SY7692NW/1.8M
640mm 10W LED Link Light Warm White	SY7693A/WW
640mm 10W LED Link Light Natural White	SY7693NW/1.8M
904mm 12W LED Link Light Warm White	SY7694A/WW
904mm 12W LED Link Light Natural White	SY7694NW/1.8M

TECHNICAL INFO

Finish	White
Power Supply	240V
Cable Length	1.8m
Colour Appearance	Warm White or Natural White
Colour Temperature	3000K - 3500K or 4000K - 4500K
Wattage	3W/4W/8.4W/10W/12W
IP Rating	IP20
Colour Rendering Index (Based on 10W Link Light)	WW - Ra 83, NW - Ra 88
Total Lumens (Based on 10W Link Light)	WW - 907lm, NW - 927lm

No Power Converter Required




COMPATIBLE ACCESSORIES

1.5m Mains Cable with Stripped Ends	SY9553A
1m Mains Cable with UK Plug	SY7496
500mm Link Cable	SY9324
1m Link Cable	SY9556
3m Link Cable	SY9325

TUNABLE COB

LED FLEXIBLE STRIP 5m REEL



Tunable white enables the user to choose their desired colour temperature, from warm white (2700k) to natural white (4000k) to cool white (6000k) by simply using a hand held remote control, the wall mounted controller, or from a smart-phone or tablet using a free downloadable App. This product also utilises smooth dimming technology, so the unit can be set to totally suit customer requirements. Power converter, remote control & receiver required, purchased separate. Receiver features built in Wi-Fi capabilities.

The high output COB LED strip features LED points within close proximity to each other, creating a uniform light output with no spotting, perfect for illuminating handle-less kitchen designs. The strip has a depth of only 2mm so is ideal for situating underneath a worktop, and is suitable for installation on all coloured handle-less profiles without the need for an aluminium extrusion.

This COB LED strip is supplied with very high bond (VHB) 3M tape.

TECHNICAL INFO

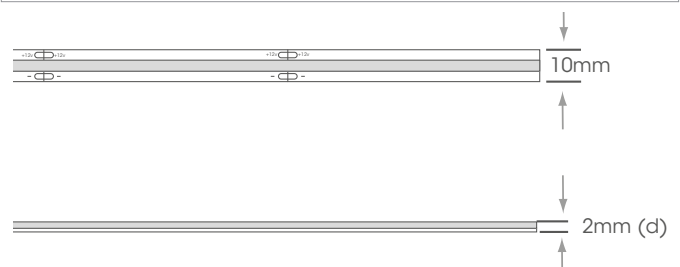
Power Supply	12Vdc
Adhesive	3M VHB
Cable Length	2m at both ends
Colour Temperature	Tunable White (3000K/4000K/6000K)
Colour Rendering Index	> Ra 90
Wattage	12W/m
IP Rating	IP20
Cut Marks	Every 21mm
LEDs per metre	576

COMPATIBLE POWER CONVERTERS

60W 12Vdc LED Power Converter (max 5m)	SY7352/60W/DIST
100W 12Vdc LED Power Converter (max 8m)	SY7440A


PART CODE & DESCRIPTION

Tunable COB 5m Reel	SY2450
Accessories	
Remote Control & Receiver Kit (Wi-Fi Series)	SY5699B
Receiver (Wi-Fi Series)	SY7699B
Wall Mounted Control	SY8810/TUN
2m Reconnection Distribution Cable	SY2454
30mm Corner Connector (Flexi)	SY2456
Direct Connector	SY2452
Additional 3 Way Distributor Cable	SY7893A
2m Extension Cable	SY8018



RGB COB

LED FLEXIBLE STRIP 5m REEL



RGB colour changing strip enables the user to choose from a wide variety of colours by simply using a hand held remote control, the wall mounted controller, or from a smart-phone or tablet using a free downloadable App. This product also utilises smooth dimming technology, so the unit can be set to totally suit customer requirements. Power converter, remote control & receiver required, purchased separate. Receiver features built in Wi-Fi capabilities.

The LED strip is supplied with very high bond (VHB) tape. Please note that the strip must be installed onto a clean, dry surface. Various extrusions are available for our LED strip, see page 40.

TECHNICAL INFO

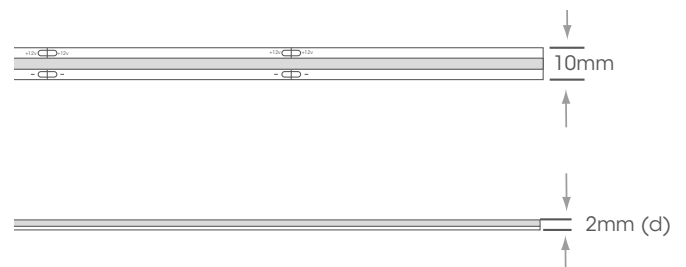
Power Supply	12Vdc
Adhesive	3M VHB
Cable Length	2m at both ends
Colour Temperature	RGB Colour Changing
Wattage	10W/m
IP Rating	IP20
Cut Marks	Every 24mm
LEDs per metre	756

PART CODE & DESCRIPTION

RGB COB 5m Reel	SY2451
Accessories	
Remote Control & Receiver Kit (Wi-Fi Series)	SY7598B/WH*
Additional Receiver (Wi-Fi Series)	SY7538B
Wall Mounted Control	SY8810/RGB
2m Reconnection Distribution Cable	SY2453
30mm Corner Connector (Flexi)	SY2455
Direct Connector	SY2452
100mm Bridge Cable	SY7341A
1m Bridge Cable	SY7343A
5m Bridge Cable	SY7345A
Y-Splitter	SY7347A

COMPATIBLE POWER CONVERTERS

60W 12Vdc LED Power Converter (max 6m)	SY7352/60W/DIST
100W 12Vdc LED Power Converter (max 10m)	SY7440A



*Remote control also available in black please use code SY7598B/BL

COB SUPERIOR

LED FLEXIBLE STRIP 5m REEL (4W P/M & 9.6W P/M)




TECHNICAL INFO

Power Supply	12Vdc
Adhesive	3M VHB
Cable Length	2m at both ends
Colour Temperature	Warm 3000K - 3500K Natural 4000K - 4500K
CRI	> Ra 90
Wattage	4W/m
IP Rating	IP20
Cut Marks	Every 25mm
LEDs per metre	480


TECHNICAL INFO

Power Supply	12Vdc
Adhesive	3M VHB
Cable Length	2m at both ends
Colour Temperature	Warm 3000K - 3500K Natural 4000K - 4500K
CRI	> Ra 90
Wattage	9.6W/m
IP Rating	IP20
Cut Marks	Every 25mm
LEDs per metre	320



PART CODE & DESCRIPTION

Superior COB 5m Reel 4W P/M Warm or Natural White SY9001WW or NW



PART CODE & DESCRIPTION

Superior COB 5m Reel 9.6W P/M Warm or Natural White SY9095WW or NW

COMPATIBLE POWER CONVERTERS

15W 12Vdc (max 3m)	SY9739B
20W 12Vdc (max 5m)	SY7350C
30W 12Vdc (max 7m)	SY7715A


COMPATIBLE POWER CONVERTERS

20W 12Vdc (max 2m)	SY7350C
30W 12Vdc (max 3m)	SY7715A
60W 12Vdc (max 5m)	SY7352/60W/DIST

COMPATIBLE ACCESSORIES


Aluminium Extrusions	Page 40
Kinetic Wireless Switching (inc. dimming)	Page 6/7
Wi-Fi 4 Zone Controls	Page 8/9
Sensors, Switches & Dimmers	Page 62 - 63
(a) Clamp on Distributor Cable	SY9044
(b) Direct Connector	SY9023
(c) Corner Connector (30mm Flexi)	SY9024

(d) Corner Connector (Fixed) SY9025
2m (SY7183) or 5m (SY7183/5) Extension Cable



COB STANDARD/IP65

LED FLEXIBLE STRIP REELS (4W P/M)



TECHNICAL INFO

Power Supply	12Vdc
Adhesive	3M VHB
Cable Length	1.5m at both ends
Colour Temperature	Warm 3000K - 3500K Natural 4000K - 4500K
CRI	> Ra 90
Wattage	4W/m
IP Rating	IP20
Cut Marks	Every 25mm
LEDs per metre	320

TECHNICAL INFO

Power Supply	12Vdc
Adhesive	3M VHB
Cable Length	2m at both ends
Colour Temperature	Warm 3000K - 3500K Natural 4000K - 4500K
CRI	> Ra 90
Wattage	4W/m
IP Rating	IP65
Cut Marks	Every 25mm
LEDs per metre	480



PART CODE & DESCRIPTION

Standard COB 3m Reel 4W P/M Warm or Natural White	SY9022A/WW or NW
Standard COB 5m Reel 4W P/M Warm or Natural White	SY9018WW or NW
Accessories (see page 34 for images)	
(a) Clamp on Distributor Cable	SY9044
(b) Direct Connector	SY9023
(c) Corner Connector (30mm Flexi)	SY9024
(d) Corner Connector (Fixed)	SY9025

COMPATIBLE POWER CONVERTERS

15W 12Vdc LED Power Converter (max 3m)	SY9739B
20W 12Vdc LED Power Converter (max 5m)	SY7350C
30W 12Vdc LED Power Converter (max 7m)	SY7715A

COMPATIBLE ACCESSORIES

Aluminium Extrusions	Page 40
Kinetic Wireless Switching (inc. dimming)	Page 6/7
Wi-Fi 4 Zone Controls	Page 8/9



PART CODE & DESCRIPTION

IP65 COB 3m Reel 4W P/M Warm or Natural White	SY9093WW or NW
--	----------------

COMPATIBLE POWER CONVERTERS

15W 12Vdc LED Power Converter (max 3m)	SY9739B
20W 12Vdc LED Power Converter (max 5m)	SY7350C
30W 12Vdc LED Power Converter (max 7m)	SY7715A

Sensors, Switches & Dimmers	Page 62 - 63
2m (SY7183) or 5m (SY7183/5) Extension Cable	

ARC

IP67 LED FLEXIBLE STRIP 5m REEL

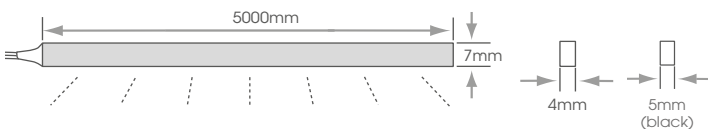


The new super-slim ARC LED strip offers a discreet, dot-less uniform light line. It can be recessed or surface mounted into or under cabinets or cupboards, alcoves or wall features using the 3M VHB adhesive tape which is applied to each 5 metre length of strip.

The super-slim ARC can negotiate 90 degree internal and external corners without creating any dark spots, and at 1.5W per metre (3W for black), it is very energy efficient.

The product also comes with a 5-year warranty and is IP67 rated so it is totally waterproof.

Now available in black (warm white only).



TECHNICAL INFO

Power Supply	12Vdc
Adhesive	3M VHB
Cable Length	2m at both ends
Colour Appearance	Standard - Warm or Natural White Black - Warm White
Colour Temperature	3000K - 3500K or 4000K - 4500K
Colour Rendering Index	> Ra 90
Wattage	Standard - 1.5W/m Black - 3W/m
IP Rating	IP67
Cut Marks	Every 25mm
LEDs per metre	60

PART CODE & DESCRIPTION

5m ARC Reel Warm or Natural White	SY9026WW or NW
5m Black ARC Reel Warm White	SY9078WW

COMPATIBLE POWER CONVERTERS

8W 12Vdc LED Power Converter (max 5m)	SY9980B
15W 12Vdc LED Power Converter (max 10m)	SY9739B

COMPATIBLE ACCESSORIES

Aluminium Extrusions	Page 40
Kinetic Wireless Switching (inc. dimming)	Page 6/7
Wi-Fi 4 Zone Controls	Page 8/9
Sensors, Switches & Dimmers	Page 62 - 63
2m (SY7183) or 5m (SY7183/5) Extension Cable	

FLEXILE

IP44 LED FLEXIBLE LED STRIP 3m REEL



The clever design of the FLEXile LED strip allows it to bend around tight curves whilst offering illumination to both vertical and horizontal planes, perfect for illuminating curved units or islands. The strip offers a solid colour with no visible LED points, and has IP44 rating.

The accessory pack (SY8930A) includes mounting clips, screws and end caps. End caps must be applied to any cut end to maintain the IP rating of the strip.

TECHNICAL INFO

Power Supply	12Vdc
Cable Length	1.5m at both ends
Colour Appearance	Warm, Natural or Cool White
Colour Temperature	3000K - 3500K, 4000K - 4500K or 6000K - 6500K
Colour Rendering Index	WW - Ra 84, NW - Ra 87, CW - 87
Wattage	10W/m
IP Rating	IP44
Cut Marks	Every 20mm
LEDs per metre	140

COMPATIBLE ACCESSORIES

Accessory Pack	SY8930A
Aluminium Extrusions	Page 40
Kinetic Wireless Switching (inc. dimming)	Page 6/7
Wi-Fi 4 Zone Controls	Page 8/9
Sensors, Switches & Dimmers	Page 62 - 63
2m (SY7183) or 5m (SY7183/5) Extension Cable	

PART CODE & DESCRIPTION

3m Kit Warm, Natural or Cool White	SY8931A/WW, NW or CW
Kit above includes 3M LED Strip, 1 x 30W power converter (max 3m), & 1 x accessory pack	
3m Strip Warm White	SY8913A
3m Strip Natural White	SY8914A
3m Strip Cool White	SY8915A

COMPATIBLE POWER CONVERTERS

20W 12Vdc LED Power Converter (max 2m)	SY7350C
30W 12Vdc LED Power Converter (max 3m)	SY7715A
60W 12Vdc LED Power Converter (max 5m)	SY7352/60W/DIST
100W 12Vdc LED Power Converter (max 10m)	SY7440A



FLEXIBLE LED STRIP

IP20 LED FLEXIBLE STRIP REELS



TECHNICAL INFO

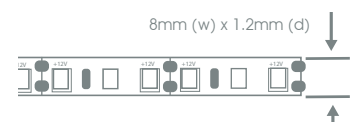
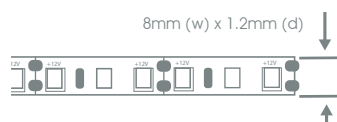

Power Supply	12Vdc
Adhesive	3M VHB
Cable Length	2m at both ends
Colour Temperature	Warm 3000K - 3500K Natural 4000K - 4500K
CRI	WW - Ra 80 NW - Ra 83
Wattage	4W/m
IP Rating	IP20
Cut Marks	Every 50mm
LEDs per metre	60

TECHNICAL INFO

Power Supply	12Vdc
Adhesive	3M VHB
Cable Length	2m at both ends
Colour Temperature	Warm 3000K - 3500K Natural 4000K - 4500K
CRI	WW - Ra 85 NW - Ra 84
Wattage	4W/m
IP Rating	IP20
Cut Marks	Every 25mm
LEDs per metre	120

TECHNICAL INFO

Power Supply	12Vdc
Adhesive	3M VHB
Cable Length	2m at both ends
Colour Temperature	Warm 3000K - 3500K Natural 4000K - 4500K
CRI	WW - Ra 82 NW - Ra 83
Wattage	9.6W/m
IP Rating	IP20
Cut Marks	Every 25mm
LEDs per metre	120



PART CODE & DESCRIPTION

5m Reel SY8982WW/NW

PART CODE & DESCRIPTION

5m Reel SY8976WW or NW

PART CODE & DESCRIPTION

3m Reel SY8888WW or NW
5m Reel SY8981WW or NW

COMPATIBLE POWER CONVERTERS

15W 12Vdc (max 3m)	SY9739B
20W 12Vdc (max 5m)	SY7350C
30W 12Vdc (max 7m)	SY7715A

COMPATIBLE POWER CONVERTERS

15W 12Vdc (max 3m)	SY9739B
20W 12Vdc (max 5m)	SY7350C
30W 12Vdc (max 7m)	SY7715A


COMPATIBLE POWER CONVERTERS

20W 12Vdc (max 2m)	SY7350C
30W 12Vdc (max 3m)	SY7715A
60W 12Vdc (max 6m)	SY7352/60W/DIST

COMPATIBLE ACCESSORIES


Aluminium Extrusions	Page 48
Kinetic Wireless Switching (inc. dimming)	Page 6/7
Wi-Fi 4 Zone Controls	Page 8/9
Sensors, Switches & Dimmers	Page 62 - 63
(a) Clamp on Distributor Cable	SY9044
(b) Direct Connector	SY9023
(c) Corner Connector (30mm Flexi)	SY9024

(d) Corner Connector (Fixed) SY9025
2m (SY7183) or 5m (SY7183/5) Extension Cable



FLEXIBLE LED STRIP

IP65 LED FLEXIBLE STRIP 1, 2 & 3m LENGTHS



TECHNICAL INFO

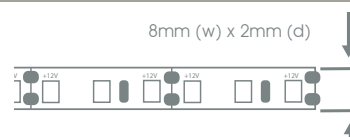

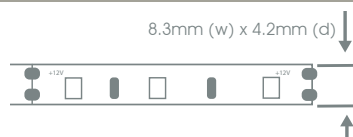
Power Supply	12Vdc
Adhesive	3M VHB
Cable Length	1.5m at one end
Colour Temperature	Warm 3000K - 3500K Natural 4000K - 4500K
CRI	WW/NW - Ra 85
Wattage	4W/m
IP Rating	IP65
Cut Marks	Every 50mm
LEDs per metre	60

TECHNICAL INFO

Power Supply	12Vdc
Adhesive	3M
Cable Length	Purchased separate
Colour Temperature	Warm 3000K - 3500K Natural 4000K - 4500K Cool 6000K - 6500K
CRI	> Ra 80
Wattage	9.2W/m
IP Rating	IP65
Cut Marks	Every 25mm
LEDs per metre	120

TECHNICAL INFO

Power Supply	12Vdc
Adhesive	3M VHB
Cable Length	1.5m at one end
Colour Temperature	Warm 3000K - 3500K Natural 4000K - 4500K
CRI	WW - Ra 85 NW - Ra 86
Wattage	9.6W/m
IP Rating	IP65
Cut Marks	Every 25mm
LEDs per metre	120



PART CODE & DESCRIPTION

1m Length	SY8983WW or NW
2m Length	SY8984WW or NW
3m Length	SY8985WW or NW

PART CODE & DESCRIPTION

500mm Length	SY8027WW, NW or CW
1m Length	SY8023WW, NW or CW
2m Length	SY8024WW, NW or CW
3m Length	SY8025WW, NW or CW

Accessories*

2m Distributor Cable	SY7758A
1m Bridge Cable	SY7956
2m Bridge Cable	SY7957
Y Splitter	SY7959

PART CODE & DESCRIPTION

1m Length	SY8986WW or NW
2m Length	SY8987WW or NW
3m Length	SY8988WW or NW

COMPATIBLE POWER CONVERTERS

15W 12Vdc (max 3m)	SY9739B
20W 12Vdc (max 5m)	SY7350C
30W 12Vdc (max 7m)	SY7715A

COMPATIBLE POWER CONVERTERS

20W 12Vdc (max 2m)	SY7350C
30W 12Vdc (max 3m)	SY7715A
60W 12Vdc (max 6m)	SY7352/60W/DIST

COMPATIBLE POWER CONVERTERS

20W 12Vdc (max 2m)	SY7350C
30W 12Vdc (max 3m)	SY7715A
60W 12Vdc (max 6m)	SY7352/60W/DIST

COMPATIBLE ACCESSORIES

Aluminium Extrusions	Page 40
Kinetic Wireless Switching (inc. dimming)	Page 6/7
Wi-Fi 4 Zone Controls	Page 8/9

Sensors, Switches & Dimmers	Page 62 - 63
2m (SY7183) or 5m (SY7183/5) Extension Cable	
*further accessories for this product available on our website	

ALUMINIUM EXTRUSIONS

FOR LED STRIP

Mounting LED strip within an extrusion not only helps to keep runs straight and neat, it also assists with heat dissipation, therefore prolonging the life of the LED strip. A diffuser finishes off the clean look, and provides protection from dust and water splashes. We have various styles available depending on the application.




1m Shallow Surface Mounted Extrusion Aluminium SY9573/1
2m Shallow Surface Mounted Extrusion Aluminium SY9573/2




1m Surface Mounted Extrusion Aluminium SY7367
2m Surface Mounted Extrusion Aluminium SY7367/2




2m Surface Mounted Extrusion Aluminium SY7482
2m Surface Mounted Extrusion Matt Black SY7482MB
(including opal diffuser, end caps & mounting clips)




2m Slim Surface Mounted Extrusion Matt Black SY7689BL
(including opal diffuser & end caps)




1m Deep Surface Mounted Extrusion Aluminium SY9583A/1
2m Deep Surface Mounted Extrusion Aluminium SY9583A/2
(including opal diffuser, end caps & mounting clips)




2.5m Surface Extrusion Aluminium SY7988/2.5
(including opal diffuser & end caps)




1m Deep Recessed Extrusion Aluminium SY7795/1
2m Deep Recessed Extrusion Aluminium SY7795/2
(including opal diffuser & end caps)




1m Recessed Extrusion Aluminium SY7388A
2m Recessed Extrusion Aluminium SY7392A
2m Recessed Extrusion Matt Black SY7392MB
(including opal diffuser & end caps)




1m Angled Extrusion with 45° Diffuser Aluminium SY7843A/1
2m Angled Extrusion with 45° Diffuser Aluminium SY7843A/2
(including opal diffuser, end caps & mounting clips)




1m Angled Extrusion Aluminium SY7389A
2m Angled Extrusion Aluminium SY7409A
2m Angled Extrusion Matt Black SY7409BL/B
(inc. diffuser (opal for aluminium, black for matt black), end caps & mounting clips)

NOVA PRO

RECHARGEABLE LITHIUM BATTERY SENSOR LIGHT



The Nova Pro lithium battery light is perfect for situating within cabinets, cupboards or drawers. The unit features a integrated PIR sensor, to automatically turn the light on when movement is sensed within a 4 metre range. When no further movement is detected after 20 seconds, the unit will turn itself off.

It features a slim, discreet profile, with a diffused natural white LED illuminated panel. It is also easily removed from its magnetic brackets for charging. USB-C charging cable included

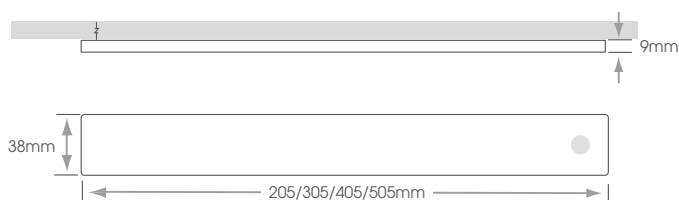
The battery light will last for one month based on 5 minutes use per day, and takes 2.5 hours to charge from empty to fully charged.

PART CODE & DESCRIPTION

Nova Pro 205mm	SY9039
Nova Pro 305mm	SY9040
Nova Pro 405mm	SY9041
Nova Pro 505mm	SY9042


TECHNICAL INFO

Finish	Silver
Lithium Battery	5V
Battery Capacity	600mAh - 2400mAh
Lighting Time	1 Month (based on 5 minutes usage per day without charge)
Re-charge Time	2.5 hours from no charge to full
Charging	Via USB cable (included)
Colour Appearance	Natural White
Colour Temperature	4000K - 4500K
PIR Sensor Max Distance	4m
Guarantee	12 Months



VEGA SQUARE

LED PLINTH LIGHT



The Vega recessed plinth light adds great mood lighting into a kitchen. It features a diffused cover so the LED points are not visible. The sleek square design has a brushed nickel finish, and is available in Warm White or Natural White.

PART CODE & DESCRIPTION

Vega Square 4 Light Plinth Kit
Warm or Natural White

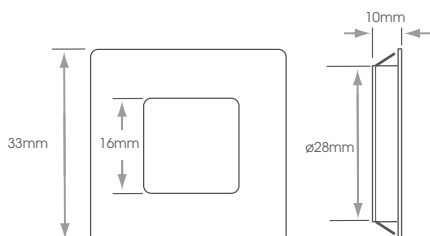
SY8974WW or NW

Power Converter Included



TECHNICAL INFO

Finish	Brushed Nickel
Power Supply	12Vdc
Cable Length	1.5m
Colour Appearance	Warm White or Natural White
Colour Temperature	3000K - 3500K or 4000K - 4500K
Wattage	1.2W
IP Rating	IP20
Colour Rendering Index	WW - Ra 80 NW - Ra 85
Total Lumens	WW - 54lm NW - 67lm



COMPATIBLE ACCESSORIES

Kinetic Wireless Switching (inc. dimming)	Page 6/7
Wi-Fi 4 Zone Controls	Page 8/9
Sensors, Switches & Dimmers	Page 62 - 63
2m (SY7183) or 5m (SY7183/5) Extension Cable	

VEGA ROUND

LED PLINTH LIGHT



This recessed plinth light adds great mood lighting into a kitchen. It features a diffused cover so the LED points are not visible. The sleek round design has a brushed nickel finish. Available in Warm White or Natural White.

PART CODE & DESCRIPTION

Vega Round 4 Light Plinth Kit
Warm or Natural White

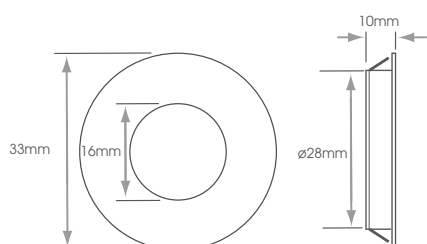
SY8975WW or NW

Power Converter Included



TECHNICAL INFO

Finish	Brushed Nickel
Power Supply	12Vdc
Cable Length	1.5m
Colour Appearance	Warm White or Natural White
Colour Temperature	3000K - 3500K or 4000K - 4500K
Wattage	1.2W
IP Rating	IP20
Colour Rendering Index	WW - Ra 81 NW - Ra 85
Total Lumens	WW - 45lm NW - 51lm



COMPATIBLE ACCESSORIES

Kinetic Wireless Switching (inc. dimming)	Page 6/7
Wi-Fi 4 Zone Controls	Page 8/9
Sensors, Switches & Dimmers	Page 62 - 63
2m (SY7183) or 5m (SY7183/5) Extension Cable	

SIRIUS EYELID

LED PLINTH LIGHT



The Sirius Eyelid LED lights are a very unique set of plinth lights, which will add a stylish edge to a kitchen design. The Sirius Eyelid feature natural white LED with a stainless steel finish and are available in a four light pack, which also includes the power converter to run them. Can be recessed or surface mounted with the spacer included.

PART CODE & DESCRIPTION

Sirius Eyelid 4 Light Plinth Kit
Natural White

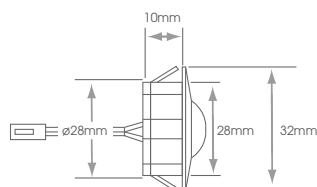
SY7295BN

Power Converter Included



TECHNICAL INFO

Finish	Stainless Steel
Power Supply	12Vdc
Cable Length	2m
Colour Appearance	Natural White
Colour Temperature	4000K - 4500K
Wattage	1W
IP Rating	IP44
Colour Rendering Index	Ra 84
Total Lumens	25lm



COMPATIBLE ACCESSORIES

Kinetic Wireless Switching (inc. dimming)	Page 6/7
Wi-Fi 4 Zone Controls	Page 8/9
Sensors, Switches & Dimmers	Page 62 - 63
2m (SY7183) or 5m (SY7183/5) Extension Cable	

SIRIUS SQUARE

LED PLINTH LIGHT



The small square plinth light is part of our Sirius collection which features a diffused cover to hide the LED points within the fitting for a sleek look. The square plinth light is surface mounted, and is easily installed using the strong adhesive back included. The kit includes 3 lights & 1 power converter which can run a maximum of 4 lights.

PART CODE & DESCRIPTION

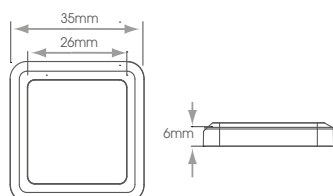
Sirius Square 3 Light Plinth Kit Warm or Natural White	SY7523WW or NW
Sirius Square Plinth Light Additional Warm or Natural White	SY7524WW or NW

Power Converter Included



TECHNICAL INFO

Finish	Stainless Steel
Power Supply	12Vdc
Cable Length	2m
Colour Appearance	Warm White or Natural White
Colour Temperature	3000K - 3500K or 4000K - 4500K
Wattage	1.5W
IP Rating	IP20
Colour Rendering Index	WW - Ra 80 NW - Ra 86
Total Lumens	WW - 73lm NW - 82lm



COMPATIBLE ACCESSORIES

Kinetic Wireless Switching (inc. dimming)	Page 6/7
Wi-Fi 4 Zone Controls	Page 8/9
Sensors, Switches & Dimmers	Page 62 - 63
2m (SY7183) or 5m (SY7183/5) Extension Cable	

VERVE 15mm

LED PLINTH LIGHT

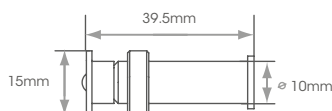


This small and discreet plinth light is available with either cool or warm white LED, giving a choice to suit any particular design. The 15mm plinth lights are available in a 4 or 10 light kit, which includes the power converter. Add on lights are also available, up to a maximum of 10 lights can be run per power converter. Matt black covers available, purchased separate.

PART CODE & DESCRIPTION

4 Light Kit (Stainless Steel) Warm/Cool	SY9936WW or CW
10 Light Kit (Stainless Steel) Warm/Cool	SY9928A/WW or CW
Individual (Stainless Steel) Warm/Cool	SY9937WW or CW
*For black finish please purchase kit required from above, and purchase the covers separate, listed below.	
Black Cover (individual)	SY9939BK

Power Converter Included



TECHNICAL INFO

Finish	Stainless Steel/Matt Black*
Power Supply	12Vdc
Cable Length	1.5m
Colour Appearance	Warm White or Cool White
Colour Temperature	3000K - 3500K or 6000 - 6500k
Wattage	0.2W
IP Rating	IP67

COMPATIBLE ACCESSORIES

Kinetic Wireless Switching (inc. dimming)	Page 6/7
Wi-Fi 4 Zone Controls	Page 8/9
Sensors, Switches & Dimmers	Page 62 - 63

LED DRAWER LIGHT

WITH INTEGRATED SENSOR



This soft start LED drawer light has an integrated infra red sensor for ease of use, which switches the light on or off automatically when the drawer is opened or closed. Available in different lengths, the auto drawer light is ideal for illuminating pan drawers. The drawer is suitable for 15mm to 22mm carcass panels.

PART CODE & DESCRIPTION

360mm Auto LED Drawer Light 2.5W (for 400mm Cabinet Size)	SY8921
460mm Auto LED Drawer Light 3.2W (for 500mm Cabinet Size)	SY8922
560mm Auto LED Drawer Light 3.9W (for 600mm Cabinet Size)	SY8923
760mm Auto LED Drawer Light 5.3W (for 800mm Cabinet Size)	SY8924
860mm Auto LED Drawer Light 6W (for 900mm Cabinet Size)	SY8925
960mm Auto LED Drawer Light 6.7W (for 1000mm Cabinet Size)	SY8926

TECHNICAL INFO


Finish	Stainless Steel
Power Supply	12Vdc
Cable Length	1.5m
Colour Appearance	Natural White
Colour Temperature	4000K - 4500K
Colour Rendering Index	Ra 83
Wattage	As Listed
IP Rating	IP20

COMPATIBLE ACCESSORIES

2m (SY7183) or 5m (SY7183/5) Extension Cable

COMPATIBLE POWER CONVERTERS

8W 12Vdc LED Power Converter (Max 8W)	SY9980B
15W 12Vdc LED Power Converter (Max 15W)	SY9739B
20W 12Vdc LED Power Converter (Max 20W)	SY7350C



VEGA

IP44 ILLUMINATED LED SHELF



This LED shelf features a stylish panel, with a natural white light emitted through the shelf from the LED situated within the aluminium. The shelf is easily installed using the hanging brackets supplied and is available in 400mm or 600mm lengths. The maximum load of the shelf is 3Kg and is suitable for installation in bathrooms zones 1 and 2.

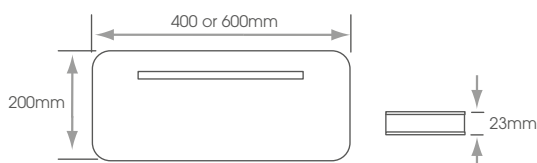
PART CODE & DESCRIPTION

Vega IP44 Illuminated LED Shelf 400mm	SY8939
Vega IP44 Illuminated LED Shelf 600mm	SY8940

No Power Converter Required

TECHNICAL INFO

Finish	Aluminium
Power Supply	240V
Cable Length	2m
Colour Appearance	Natural White
Colour Temperature	4000K - 4500K
Wattage	13W/16W
IP Rating	IP44



SIRIUS

IP44 ILLUMINATED LED FLOATING SHELF



This LED shelf features a stylish opal acrylic panel, with a natural white glow emitted through the shelf from the LED situated within the aluminium hanging bracket.

The shelf is easily installed using the included hanging brackets, and is available in 600mm or 900mm lengths. The maximum load the shelf can hold is 3 kilograms, and is suitable for installation in bathrooms zones 1 & 2.

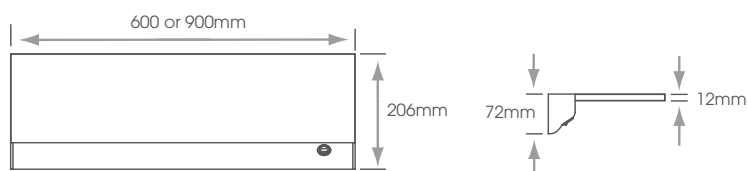
PART CODE & DESCRIPTION

Sirius IP44 Illuminated LED Floating Shelf 600mm	SY7417A
Sirius IP44 Illuminated LED Floating Shelf 900mm	SY7418A

No Power Converter Required

TECHNICAL INFO

Finish	Aluminium
Power Supply	240V
Cable Length	2m
Colour Appearance	Natural White
Colour Temperature	4000K - 4500K
Wattage	10W/15W
IP Rating	IP44



CLIP ON

SIRIUS LED GLASS SHELF LIGHT



This clever clip on LED can transform a normal glass shelf into an illuminated shelf with the clip on U shaped LED profiles. The clip on LED is 450mm in length, and fits 4mm glass. The LED is available in natural white which suits either contemporary or traditional designs. The strip offers a solid colour with no visible LED points.

PART CODE & DESCRIPTION

Clip on LED for Glass Shelf 450mm	SY8941
-----------------------------------	--------

COMPATIBLE POWER CONVERTERS

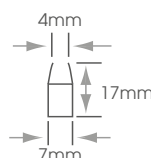
8W 12Vdc LED Power Converter (1-3 lights)	SY9980B
15W 12Vdc LED Power Converter (1-5 lights)	SY9739B
20W 12Vdc LED Power Converter (1-6 lights)	SY7350C

TECHNICAL INFO

Power Supply	12Vdc
Cable Length	1.5m
Colour Appearance	Natural White
Colour Temperature	4000K - 4500K
Wattage	2.5W
IP Rating	IP20

COMPATIBLE ACCESSORIES



Kinetic Wireless Switching (inc. dimming)	Page 6/7
Wi-Fi 4 Zone Controls	Page 8/9
Sensors, Switches & Dimmers	Page 62 - 63
2m (SY7183) or 5m (SY7183/5) Extension Cable	



RIGA PLUS

SWITCHABLE DIMMABLE

IP65 FIRE RATED DOWNLIGHT



Choose from 3000K, 4000K or 6000K by simply choosing your preference using the integrated switch on the front of the fitting. It is also fully dimmable from most standard wall dimmers, and also includes the power converter. The light output is equivalent to a 50W GU10 halogen lamp, but due to the latest LED technology it uses 85% less energy, helping to save money and the environment.

This ultra slim fitting is designed to allow loft insulation to be continuously run over the back of the fitting (IC Rated), and features a speed fit tool free loop in - loop out terminal. The colour appearance can be changed at any time without removing the fitting from the ceiling by simply removing the bezel.

TECHNICAL INFO

Power Supply	240V
Colour Appearance	Switchable - Warm, Natural or Cool
Colour Temperature	Switchable - 3000K, 4000K or 6000K
Wattage	6W
Beam Angle	40°
Total Lumens	WW - 593lm NW - 680lm, CW - 635lm
IP Rating	IP65
Colour Rendering Index	>Ra 80
Finish	White (Chrome, Brushed Nickel, Matt Black, Gold & Copper available to purchase separate)
Cut Out Size	65mm

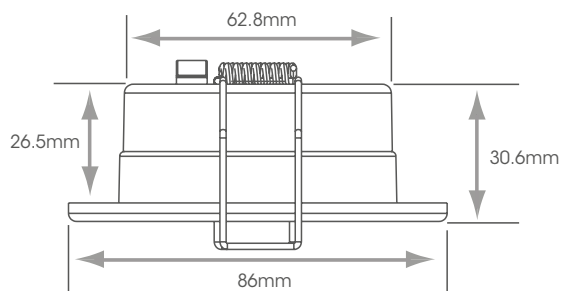
PART CODE & DESCRIPTION

Riga Plus LED Downlight White	SY9050WH
ADDITIONAL BEZELS	
Chrome Bezel	SY9051CC
Brushed Nickel Bezel	SY9051BN
Matt Black Bezel	SY9051BK
Gold Bezel	SY9051G
Copper Bezel	SY9051CO

Power Converter Included

COMPATIBLE ACCESSORIES

Kinetic Wireless Switching (inc. dimming) [Page 6/7](#)



RIGA TRIO

SWITCHABLE DIMMABLE

IP65 FIRE RATED DOWNLIGHT



Choose from 3000K, 4000K or 6000K by simply choosing your preference using the integrated switch on the fitting. It is also fully dimmable from most standard wall dimmers, and also includes a built-in power converter.

The light output is equivalent to a 50W GU10 halogen lamp, but due to the latest LED technology it uses 85% less energy, helping to save money and the environment.

The fitting is designed to allow loft insulation to be continuously run over the back of the fitting (IC Rated), and features a loop in - loop out clip block.

TECHNICAL INFO

Power Supply	240V
Colour Appearance	Switchable - Warm, Natural or Cool
Colour Temperature	Switchable - 3000K, 4000K or 6000K
Wattage	8W
Beam Angle	60°
Total Lumens	WW - 782lm NW - 916lm, CW - 805lm
IP Rating	IP65
Colour Rendering Index	>Ra 80
Finish	White (Chrome, Brushed Nickel, Matt Black, Gold & Copper available to purchase separate)
Cut Out Size	70mm

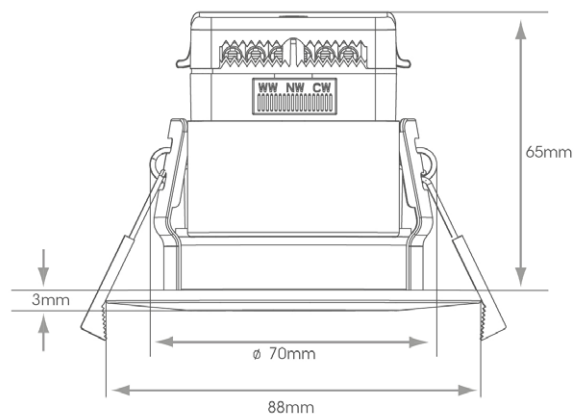
PART CODE & DESCRIPTION

Riga Trio LED Downlight White	SY9004WH
ADDITIONAL BEZELS	
Chrome Bezel	SY9006CC
Brushed Nickel Bezel	SY9005BN
Matt Black Bezel	SY9005BL
Gold Bezel	SY9005G
Copper Bezel	SY9005CO

Power Converter Included

COMPATIBLE ACCESSORIES

Kinetic Wireless Switching (inc. dimming) Page 6/7



NEW


RIGA UNO

DIMMABLE IP65 FIRE RATED DOWNLIGHT

This ultra slim fitting is designed to allow loft insulation to be continuously run over the back of the fitting (IC Rated), and features a speed fit tool free loop in - loop out terminal.

The fitting comes complete with a white bezel, but other colour options are also available to purchase separate, listed below.

Available in either warm or natural white, It is also fully dimmable from most standard wall dimmers, and also includes the power converter. The light output is equivalent to a 50W GU10 halogen lamp, but due to the latest LED technology it uses 85% less energy, helping to save money and the environment.



TECHNICAL INFO

Power Supply	240V
Colour Appearance	Warm or Natural White
Colour Temperature	2700K - 3500K or 4000K - 4500K
Wattage	6W
Beam Angle	40°
Total Lumens	600lm
IP Rating	IP65
Colour Rendering Index	>Ra 80
Finish	White (Chrome, Brushed Nickel, Matt Black, Gold & Copper available to purchase separate)
Cut Out Size	68mm - 70mm

PART CODE & DESCRIPTION

Riga Uno LED Downlight Warm White	SY9057WW
Riga Uno LED Downlight Natural White	SY9057NW

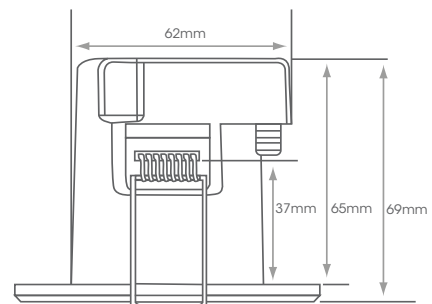
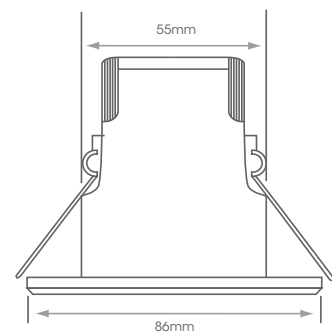
ADDITIONAL BEZELS

Chrome Bezel	SY9051CC
Brushed Nickel Bezel	SY9051BN
Matt Black Bezel	SY9051BK
Gold Bezel	SY9051G
Copper Bezel	SY9051CO

Power Converter Included

COMPATIBLE ACCESSORIES

Kinetic Wireless Switching (inc. dimming)	Page 6/7
---	----------



POWERTECH MICRO

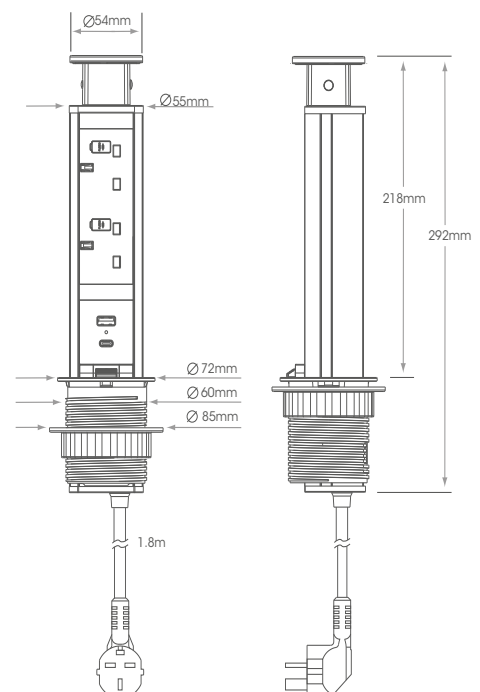
PULL UP MODULE



This slimline version of the powertech module pulls up to reveal 2 UK sockets and 2 USB ports. (1 X USB-C & 1 X USB-A). The slim profile is available in a stainless steel finish with a black trim.



PART CODE & DESCRIPTION	
Powertech Micro Pull Up Module	SY9863SS

TECHNICAL INFO	
Finish	Stainless Steel with Black trim
UK Sockets	2
USB Ports	1 x USB-C & 1 X USB-A (2.1A)
IP Rating	IP20
Cable Length	1.8m
Cut Out Size	60mm



POWERTECH PRO

FLUSH PULL UP MODULE WITH Qi WIRELESS CHARGING

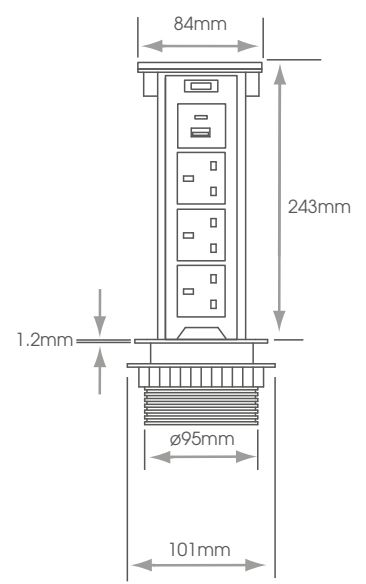


This new version of the powertech module pulls up to reveal 3 UK sockets and 2 USB ports. It also features Qi wireless charging when the module is in any position.

The super-slim top is nearly flush with the work surface making it blend in with the surrounding environment, and is available in either a sleek black glass top or a stainless steel effect top.

PART CODE & DESCRIPTION	
Powertech Pro Pull Up Module with Qi Charging Black Top	SY9058BL
Powertech Pro Pull Up Module with Qi Charging Stainless Steel Top	SY9058SS

TECHNICAL INFO	
Finish	Black or Stainless Steel
Wireless Charging	Qi
UK Sockets	3
USB Ports	1 x USB-C (3.0A) & 1 X USB-A (2.1A)
IP Rating	IP20
Cable Length	2m
Cut Out Size	95mm



POWERTECH Qi

PULL UP MODULE WITH Qi WIRELESS CHARGING



This version of the Powertech module pulls up to reveal 3 UK sockets and 2 USB ports. It also features Qi wireless charging when the module is pushed down.

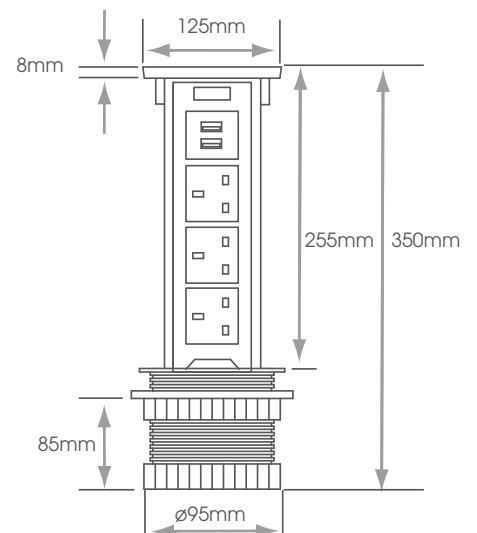
The module comes in a black finish.

PART CODE & DESCRIPTION

Powertech Pull Up Module with Qi Charging
Black Top SY8993BK

TECHNICAL INFO

Finish	Black
Wireless Charging	Qi
UK Sockets	3
USB Ports	2 X USB-A (2.1A per port)
IP Rating	IP44 (when closed)
Cable Length	1.9m
Cut Out Size	95mm



POWERTECH SPEAKER

PULL UP MODULE WITH BLUETOOTH SPEAKER



This Powertech Module features a built in audio speaker, which enables users to stream music from connected devices, such as smartphones or tablets. The model also includes 3 X UK sockets and 2 X USB ports for charging, capable of charging 1000mA per socket. The power tech has a simple installation process and is ideal for saving space in a kitchen or office environment. The unit is available with silver or stainless steel effect top.

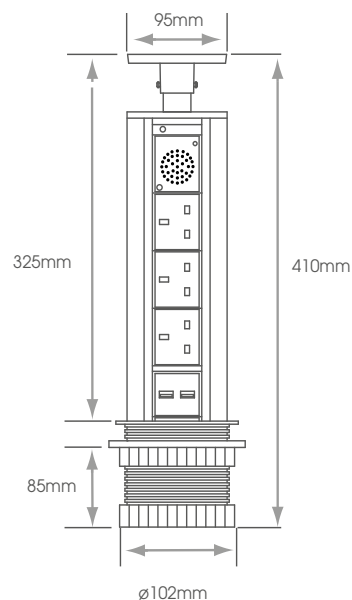
PART CODE & DESCRIPTION

Powertech Pull Up Socket with Speaker
Stainless Steel Effect Top SY7192ST/SPEAKER

Powertech Pull Up Socket with Speaker SY7192SPEAKER
& Silver Top


TECHNICAL INFO

Finish	Silver or Stainless Steel
UK Sockets	3
USB Ports	2 X USB-A (2.0A combined)
IP Rating	IP20
Cable Length	1.5m
Cut Out Size	102mm



POWERTECH

PULL UP MODULE



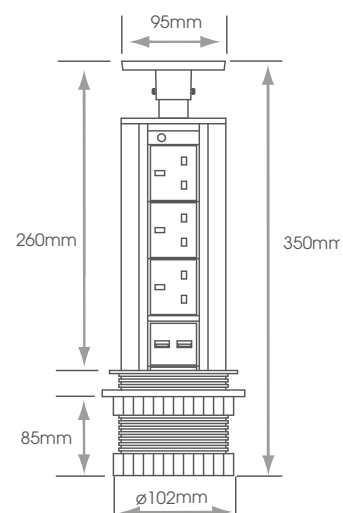
Our Powertech Module includes 3 X UK sockets and 2 X USB ports for charging, capable of charging 1000mA per socket. The Powertech has a simple installation process and is ideal for saving space in a kitchen or office environment. The unit is available with silver, black or stainless steel effect top.

PART CODE & DESCRIPTION

Powertech Pull Up Socket Stainless Steel Effect Top	SY7192ST.ST
Powertech Pull Up Socket & Silver Top	SY7192
Powertech Pull Up Socket & Black Top	SY7192BK

TECHNICAL INFO

Finish	Silver, Black or Stainless Steel Effect
UK Sockets	3
USB Ports	2 X USB-A (2.0A combined)
IP Rating	IP20
Cable Length	1.5m
Cut Out Size	102mm



EVOLINE PORT

PULL UP MODULE



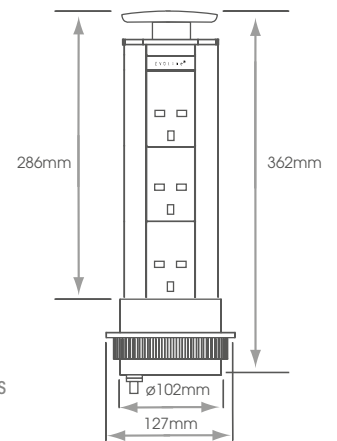
PART CODE & DESCRIPTION

Evoline Port Cuisine Silver Top	SY9737
Evoline Port Cuisine Stainless Steel Top	SY9737SS

Port Cuisine, the vertically or horizontally retractable power strip with three UK sockets, is the perfect upgrade for kitchens of the highest standards. The high-quality aluminium housing can be raised and lowered, flush with the working surface, even while in use. The see-saw cover allows room for the cords. All the plugs are accessible – but not in the way. This model is available with silver top, or stainless steel, but various finishes and colour options are available for special order, please contact our sales team with your requirements.

TECHNICAL INFO

Finish	Silver or Stainless Steel
UK Sockets	3
IP Rating	IP20
Cable Length	2.5m
Cut Out Size	102mm



EVOLINE PORT

PULL UP MODULE WITH USB



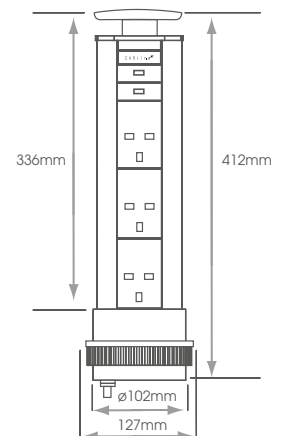
PART CODE & DESCRIPTION

Evoline Port Cuisine with USB & Stainless Steel Top	SY7366
---	--------

Evoline Port Cuisine with USB ports is a vertically or horizontally retractable power strip with three UK sockets. The high-quality aluminium housing can be raised and lowered, flush with the working surface, even while in use. The see-saw cover allows room for the cords. This model also includes 2 USB ports which offers charging ability of 1000mA per port. The USB ports are compatible with ipod™, ipad™ and other mobile phones, cameras and GPS. This model comes with a Stainless Steel top as standard.

TECHNICAL INFO

Finish	Stainless Steel
UK Sockets	3
USB Ports	1 x USB-C & 1 X USB-A (2.1A max)
IP Rating	IP20
Cable Length	3m
Cut Out Size	102mm



EVOLINE

BACK FLIP MODULE



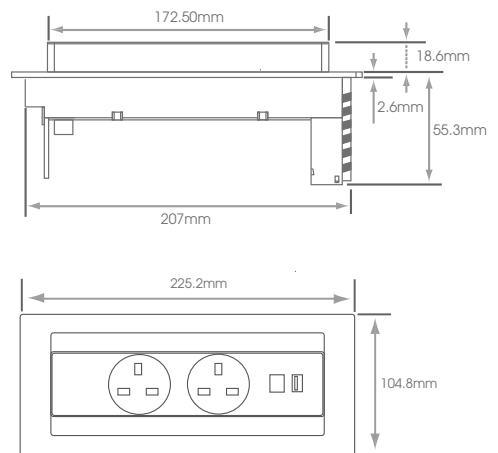
Compact and flush fitting, the EVOLINE Backflip provides access to discreet power connectivity, wherever it may be needed. Installed into a worktop and/or above most drawers the EVOLINE Backflip turns effortlessly with the press of a finger to reveal 2 UK power sockets and a USB charging point.

TECHNICAL INFO

Finish	Shown Opposite
UK Sockets	2
USB Ports	1 x USB-C
Cut Out Size	88 x 215mm

PART CODE & DESCRIPTION

Evoline Back Flip Black Steel	SY9736BS/C	
Evoline Back Flip Black Glass	SY9736BK/C	
Evoline Back Flip Brass Effect	SY9736BE/C	
Evoline Back Flip Grey Ceramic	SY9736GC/C	
Evoline Back Flip Stainless Steel	SY9736SS/C	
Evoline Back Flip White Steel	SY9736WS/C	
Evoline Back Flip White Glass	SY9736WH/C	



EVOLINE®

We are an approved Evoline supplier, please contact us for further details on any Evoline products

WIRELESS

HIDDEN FAST Qi CHARGER

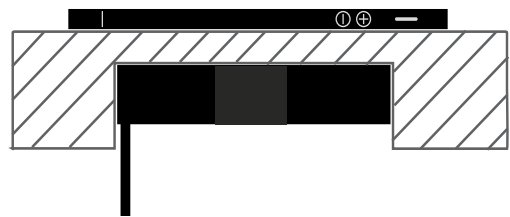


PART CODE & DESCRIPTION

Wireless Hidden Fast Charger

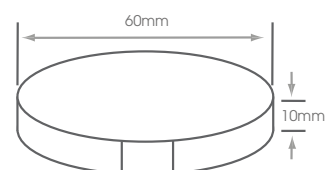
SY7962/2A

This hidden wireless charger is compatible with all Qi-Enabled devices such as smartphones or tablets, for easy charging. The charger features built in overvoltage, overheating and short-circuit protection. Complete with 1.5m cable and USB plug, and a snap in mechanism. The Qi charger is compatible with Qi-Enabled devices (please visit our website for a full list of Qi-enabled devices)



TECHNICAL INFO

Standard	Qi V 1.2 compliant
No of Coil	1
Wireless Charging Distance	< 4mm
Input Voltage	DC 5 - 12V
Input Current	2.0A
Rated Output	2.0A
Power Loading Max	15W Max
Wireless Charging Efficiency	>75%
Operating Temperature	0 - 40°C
Self-Power Consumption	0.5W
Cut Out Size	60mm



ACCESSORIES

MICRO PIR SENSOR



This sensor switch offers a discreet solution for automatic switching of 12/24Vdc LED lighting. Connection via the Sycamore plug and play connector system allows connected lights to be turned on when it senses movement within a 3 metre distance at a 120 degree beam angle. The built-in timer can be adjusted from 30 to 150 seconds. Unit includes a 6 Way Distribution Block.




TECHNICAL INFO

Finish	White
Power Supply	12/24Vdc
Cable Length	Sensor - 2m, Input - 1m, Output - 1m
Max Current	10A
Sensor Distance	1 - 3m
Sensor Range	120°
Adjustable Timer	30 - 150 Seconds
Wattage	12Vdc 100W/24Vdc 200W
IP Rating	IP20
Mounting	Recessed or Surface (Vertical or Horizontal)
Guarantee	12 Months

PART CODE & DESCRIPTION

Mini Passive Infra Red Sensor SY8815

MICRO DOOR/SWIPE SENSOR



This dual purpose sensor can be used as a door sensor, or a swipe sensor by choosing your desired mode using the switch on the side of the sensor.

When in swipe mode, the sensor will turn connected lights on and off when a hand is swiped in front of the sensor. When in door sensor mode, the sensor will turn connected lights on or off when a door is opened and closed. Unit includes connection for one light, a 6 Way Distribution Block can be purchased separately if required.

TECHNICAL INFO

Finish	White
Power Supply	12/24Vdc
Cable Length	Sensor - 2m, Input - 1m, Output - 1m
Max Current	10A
Sensor Distance	1 - 3m
Sensor Range	Up to 70mm
Wattage	12Vdc 100W/24Vdc 200W
IP Rating	IP20
Mounting	Recessed or Surface (Vertical or Horizontal)
Guarantee	12 Months

PART CODE & DESCRIPTION

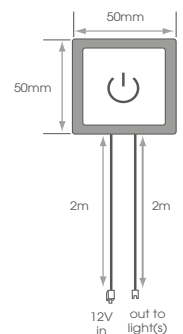
Mini Door/Swipe Sensor SY8814
6 Way Distribution Block (a) SY7637

TOUCH DIMMER



The touch dimmer is compatible with all of our 12/24Vdc LED lighting ranges. It offers a simple plug and play connection system, so lights can be controlled from a single switch. The unit incorporates a soft blue light to aid location in the dark, and a surface mounting fixing method via 2 screws, which are hidden by the clip on brushed nickel fascia plate.

Unit includes connection for one light, a 6 Way Distribution Block can be purchased separately if required.



TECHNICAL INFO

Finish	Silver
Power Supply	12Vdc/24Vdc
Cable Length	2m
Wattage	60W (12Vdc) 120W (24Vdc)
IP Rating	IP20
Mounting	Surface

PART CODE & DESCRIPTION

Touch Dimmer SY7917/B
6 Way Distribution Block (a) SY7637

ACCESSORIES

DOOR SENSOR (SINGLE/DOUBLE)



The infra red door sensor switches are designed to work with either a single/double cabinet or cupboard door, by automatically turning a light on and off when a door is opened or closed. It is compatible with all of our 12Vdc LED lighting ranges, and offers a simple plug and play connection system.

The unit includes connection for one light, however for more than one light a 6 way block is available to purchase separately. Features a simple self adhesive fixing method.

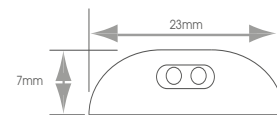


TECHNICAL INFO

Finish	Silver
Power Supply	12Vdc
Cable Length	800mm
Wattage	24W
IP Rating	IP20
Mounting	Surface

PART CODE & DESCRIPTION

(a) Single Door Sensor	SY7914
(b) Double Door Sensor	SY7914/DD
6 Way Distribution Block (a)	SY7637




PIR SENSOR ADJUSTABLE LUX/TIMER



This motion sensor is suitable for installation in plinths or ceilings. It can be used to automatically switch lights on and off by detecting movement. This sensor can be used for LED, halogen and fluorescent light sources. The unit also features an adjustable timer, which can be set from 30 seconds up to 30 minutes. The unit also has photocell adjustment, so you can adjust the lux level sensor by 10 - 2000 lux. This enables the user to determine the lighting level at which the switch operates, for example, it can be set so the lights don't trigger in the daylight.

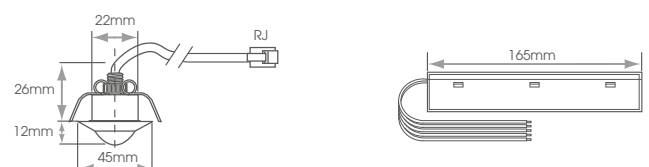
TECHNICAL INFO

Finish	White
(Silver cover available to purchase separate)	
Power Supply	240V
Sensor Distance Seated	4m
Sensor Distance Walking Across	10m
Sensor Distance Walking Towards	6m
Sensor Range	360°
Adjustable Timer	30 seconds - 30 minutes
Lux Adjustment	10 - 2000 Lux
Cut Out Size	34mm



PART CODE & DESCRIPTION

Motion Sensor with Adjustable Timer & Lux	SY7262A
(a) Silver Cover	SY7561
(b) IP65 Cover	SY7898



LED LAMPS

GU10 COB STYLE



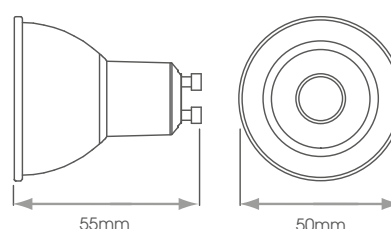
PART CODE & DESCRIPTION

COB Style 5W GU10 LED Lamp
Warm, Natural or Cool White SY7534B/WW, NW or CW

Our 5W LED lamp features the very latest in COB style technology. It is an ideal alternative to GU10 halogen lamps, and is available in warm, natural or cool white.

TECHNICAL INFO

Power Supply	240V
Colour Appearance	Warm, Natural or Cool White
Colour Temperature	3000K, 4000K or 6000K
Wattage	5W
Beam Angle	36°
Total Lumens	WW - 593lm NW - 680lm, CW - 635lm
Colour Rendering Index	>Ra 80



LED LAMPS FOR PENDANTS

E27



E27 Filament LED Lamps 5W Dimmable

Part Number	Lamp Type	Wattage	Colour Temperature
CR7239	E27 Round	5W	Warm White 2700K
SY7986/E27GLS	E27 GLS	5W	Warm White 2700K
SY7986/E27	E27 Candle	5W	Warm White 2700K

E14



E14 Filament LED Lamps 5W Dimmable

Part Number	Lamp Type	Wattage	Colour Temperature
CR7246	E14 Round	5W	Warm White 2700K
SY7618A/2700	E14 Candle	5W	Warm White 2700K

E27



E27 Candle LED Lamps Dimmable

Part Number	Lamp Type	Wattage	Colour Temperature
CR9226	E27 Candle	5.5W	Warm White 2700K
CR13513	E27 Candle	5W	Natural White 4000K
CR9288	E27 Candle	5.5W	Cool White 6500K

E14



E14 Candle LED Lamps Dimmable

Part Number	Lamp Type	Wattage	Colour Temperature
CR13490	E14 Candle	5W	Warm White 2700K
CR13520	E14 Candle	5W	Natural White 4000K
SY7618A/6000K	E14 Candle	6W	Cool White 6000K

G9



G9 LED Lamps

Part Number	Lamp Type	Wattage	Colour Temperature
CR3415	G9	2.5W	Warm White 2700K
CR3422	G9	2.5W	Natural White 4000K

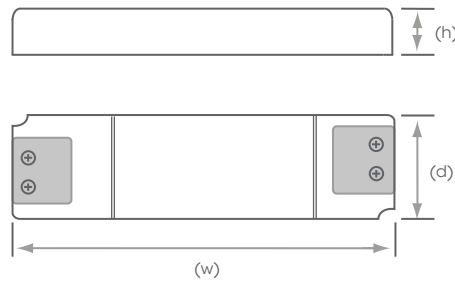
12VDC

LED POWER CONVERTERS (STANDARD/DIMMABLE)



All the Sycamore 12Vdc LED Power supplies feature a fast fit plug in system*, which allows connection of compatible lights into a pre-wired distribution block on the 12V side of the unit.

*Model SY7352A/60W features a Jack Plug connection.




























Part Number	Wattage	Number of Ports	Dimensions
SY9980B	8W	3	67mm (w) x 33mm (d) x 20mm (h)
SY9739B	15W	6	102.5mm (w) x 35mm (d) x 16mm (h)
SY7350C	20W	6	102.5mm (w) x 35mm (d) x 16mm (h)
SY7715A	30W	6	149mm (w) x 35mm (d) x 27mm (h)
SY7352A/60W/DIST	60W	6	170.5mm (w) x 44mm (d) x 28mm (h)
SY7352A/60W	60W	Jack Plug	119mm x (w) 55mm x (d) 33.5mm (h)

DIMMABLE

All the dimmable Sycamore 12Vdc LED Power supplies feature a fast fit plug in system, which allows connection of compatible lights into a pre-wired distribution block on the 12V side of the unit.

Part Number	Wattage	Number of Ports	Dimensions
SY7443A/MF	30W	6	158mm (w) x 46mm (d) x 19mm (h)
SY7445B/50W	50W	6	176mm (w) x 57mm (d) x 22mm (h)

GLOSSARY OF ICONS AND TECHNICAL DATA

	Indicates the compliance with the low voltage and electromagnetic compatibility
	Indicates the compliance with the applicable requirements from products sold within the UK.
	Class I lighting: includes earth protection as a complementary security measure against electrical shocks
	Class II lighting: includes a reinforced or double insulation as a protection against electrical shocks
	Class III lighting: the protection against electrical shocks comes from the supply of very low voltage tension
	Suitable for installation on normally combustible surfaces
	Suitable for use in furniture
	For indoor use only
	WEEE Compliant
	ROHS compliant
	Our products carry a 5-year warranty. This excludes battery operated products, accessories, pendant lighting and power ports. Please refer to our website for further information on our terms and conditions
	Compatible with our 12/24V Kinetic Smart Lighting control system. Please see pages 6 & 7 for more information.
	Compatible with our 240V Kinetic Smart Lighting control system. Please see pages 6 & 7 for more information.
	This product can be changed from warm/natural/cool white LED using a remote control or smart device.
	This product can be changed from warm/natural/cool white LED and dimmed using a built-in switch.
	This product can be changed from warm/natural/cool white LED and using a built-in switch. Not dimmable.
	This product can be changed to many different colours and dimmed using a remote control or smart device.
	The product features a built-in Bluetooth Speaker to stream music from connected devices.
	The product features USB ports for charging purposes. Please see individual specification for further details.
	This product features a built-in Qi Charger for charging compatible Qi enabled devices.
	This product will switch on when it senses movement within a specific range, and switch off once no further motion is detected.
	The product will switch on once a hand is swiped within a specified distance from the sensor. Swipe again to turn off.
	The product will switch on once a door is opened. Closing the door will switch the product off.
	The product will switch on when physically touched. Touch again to turn off.
	The product will switch on when the drawer is opened, Close drawer to switch off.

Colour Appearance and Colour Temperature

The most common terminology is to classify colour temperature as one of three options. These being warm white (approx 3000k), natural white (approx 4000k) and cool white (approx 6000k).

Colour Rendering Index (CRI)

This is a figure that indicates the accuracy of the reflective surface colour of an object when subjected to artificial light. For example an object in daylight on a reasonably sunny day will be subject to a CRI of 100 from the light source, which in this case would be daylight, the sun. Theoretically the colour of an object will be 100% true.

Once the same object is placed into a dark room and a light fitting with a CRI of 85 is illuminating it, then the colour of that object will be 85% of its true colour. Therefore the higher the CRI, the more accurate the colour.

Colour temperature has a bearing on this as a white object would appear "yellow" if illuminated by a warm white light source. Careful consideration has to be taken to ensure that the correct type of light with the correct CRI and colour temperature is selected for any given installation.

A CRI of 80 is the minimum standard.

Total Lumens

This relates to the amount of light (lumens) emitted from a light fitting in relation to the amount of power it uses to create this output. There are now regulations in place that state minimum lumens per watt criteria and any lights that do not conform aren't able to be used in certain applications. Advice should always be taken to ensure that the correct lighting is used on any installation.

Beam Angles

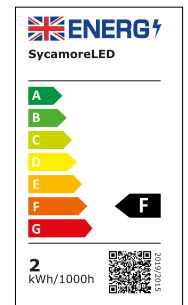
The beam angle of a light fitting allows the installer to determine the spacing of light fittings as to achieve the most uniform, consistent lighting onto the desired area.

ERP Directive

ERP Directive effective from 5th December 2019, commission regulation (EU) No 2019/2020 laid down new eco-design requirements for light sources and separate control gears.

Furthermore, the energy labelling was newly regulated and simplified in scope and was introduced for light sources from 1st September 2021.


A typical ERP label is shown.



EnabledLED

LEDs and LED controls are the future of lighting, and as LED capabilities continue to evolve and expand, new markets are opening up all the time. Developing new, innovative solutions for tomorrow's new LED applications takes significant investment in research and design, so by joining the EnabledLED licensing program, Sycamore LED has gained access to over 490 Signify inventions and patented technologies, which we can now build into our own products. With access to these cutting-edge technologies, we can gain greater freedom to design optimal solutions for our products. We can shorten our time to market and also achieve an excellent balance of cost-to-quality including cost-effectiveness in our component sourcing.

Please visit www.signify.com/enabled to confirm which companies are currently licensed in the scheme and what the EnabledLED licensing program covers in more detail.



TERMS & CONDITIONS

1. **DEFINITIONS:** a) The "seller" means Sycamore Lighting Ltd. b) The "buyer" means the person who buys or agrees to buy the goods from the seller. c) The 'goods' means all items which the buyer agrees to buy from the seller.
2. **GENERAL:** Orders are only accepted subject to the Conditions of Sale set out below and the seller shall not be bound by any other terms, written, verbal or implied, or which are conditions customary in the trade and whether contained in customer's order or not. These conditions shall apply unless expressly varied by the seller in writing.
3. **TERMS:** Credit accounts are nett strictly within 30 days. Interest at a rate of 3% per annum above NatWest base rate, together with any expenses incurred in collecting payments, will be added to the agreed price in respect of any part thereof not paid, on or before the due date. Where a new account is to be opened two trade references are required. The seller has the right to discontinue delivery without notice if the buyer defaults in payment, or if circumstances warrant such discontinuance. The seller also has the right to refuse credit terms to a buyer for any reason. Pro-forma orders will only be delivered when the seller has received payment in full, including confirmed clearance of any cheque.
4. **PRICES:** Whilst every endeavour will be made to deliver at the prices quoted, the seller reserves the right to invoice at the price ruling at the date of delivery. All prices are subject to VAT at the rate prevailing at the date of invoice.
5. **RISK AND DELIVERY:** a) Goods are delivered to the buyer when the seller makes them available to the buyer (or any agent of the buyer) at the seller's premises or other delivery point agreed by the seller and risk in the goods passes when they are delivered to the buyer. b) The seller shall not be liable for any penalty, loss, injury, damage or failure in delivery from any cause at all nor shall any such delay or failure entitle for any buyer to refuse to accept any delivery or to repudiate the contract. c) Any dates quoted by the seller for delivery of the goods are approximate only and shall not form part of the contract and the buyer acknowledges that in the performance expected of the seller no regard has been paid to any quoted delivery dates.
6. **CARRIAGE AND ADMINISTRATION CHARGES:** An administration charge of £5.00 will be added to all orders under £30.00. A carriage charge of £8.50 will be added to all invoices on orders of under £150.00 excluding VAT to UK mainland addresses. All offshore islands and EC countries will incur a separate delivery charge, based on the weight of the total order. Please note administration and delivery charges are subject to change without prior notice.
7. **CLAIMS:** Claims must be notified in writing within seven days of receipt, otherwise responsibility cannot be accepted. The seller's liability shall be limited to, at the seller's option, replacing the goods or refunding the price of the goods. Under no circumstances shall the liability of the seller exceed the price of the goods. Replacements for damaged goods will be charged and credit issued on the return of the damaged goods to the seller in the original packaging.
8. **RETENTION OF TITLE:** a) In spite of delivery having been made, property in the goods shall not pass from the seller until payment in full of the price by the buyer. B) Notwithstanding delivery, property in the goods shall not pass from the seller until all other sums owed by the buyer to the seller have been paid in full. c) Until payment in full for the goods, the buyer shall hold the goods on a fiduciary basis as a bailee for the seller. d) Whilst the buyer has the right to dispose of the goods in the ordinary course of business on a bona fide sale without notice to the customer of the seller's rights hereunder, the entire proceeds of sale or otherwise of the goods shall be held in trust for the seller until payment in full for the goods. e) Until payment in full for the goods the buyer hereby grants the seller the right to enter any premises where the goods are stored in order to re-possess or inspect them.
9. **BREACH AND INSOLVENCY:** If the buyer breaches any condition of this contract or becomes subject to an Administration Order or becomes bankrupt or has a receiver appointed for or distress is levied on any part of its assets or business or goes into liquidation or makes any composition with its creditors, the seller shall be entitled (whether in respect of this contract or any other) to: a) Withhold any further deliveries to the buyer and/or cancel the contract without liability; b) Appropriate any payment made by the buyer to such of the goods (whether supplied under this contract or any other) as the seller shall think fit; c) Immediate payment of all sums whatever, owing by the buyer to the seller notwithstanding any previous agreement to the contrary; d) Exercise any of its right pursuant to clause 8 above.
10. **PRODUCT INFORMATION:** Although the seller shall use its best endeavours to ensure that the information contained in the seller's catalogue is correct at the time of going to press, the seller shall not be under any liability for any damage, loss or expense resulting from any error or omission contained in the seller's catalogue. Goods supplied may vary in detail from the illustrations, drawings and descriptions (which are approximate and for guidance only) in the seller's catalogue as a result of improvements or modifications. Colour finishes will be maintained as accurately as possible, but matching cannot be guaranteed.
11. **FORCE MAJEURE:** The seller shall not be liable for any default due to any act of God, war, strikes, lock-outs or other industrial action, difficulties in obtaining labour or parts, government or other restrictions or regulations or other event beyond the reasonable control of the seller.
12. **LAW AND JURISDICTION:** All disputes arising out of or in connection with the contract shall be governed by English law and the buyer accepts the jurisdiction of the Courts Of England.
13. **RETURN AND RESTOCKING:** When goods are agreed for a return or cancellation the buyer shall pay a handling or restocking charge to cover administration and inspection charges involved in reprocessing products back into stock. The charge will be subject to change without prior notice but is currently 25% of the invoiced value of the goods. Non standard and special items ordered by the buyer cannot be accepted for return.
14. **GUARANTEES:** Terms and conditions apply to the guarantees, and lamp life of our products. Please refer to our website for further details.
15. **CUT OUT SIZES AND DIMENSIONS:** These are correct at time of printing. We do not recommend any holes are cut until goods are received and checked.

The company reserves the right to alter technical details without prior notification.



Order by phone: 0113 286 6686

Order by email: sales@sycamoreled.com

Order online: www.sycamoreled.com

*account holders only, apply online.



SycamoreLED.com

Unit 6 Astley Lane Industrial Estate
Swillington
Leeds
West Yorkshire
LS26 8XT



www.sycamoreLED.com



Tel: +44 (0)113 286 6686

sales@sycamoreLED.com

tech@sycamoreLED.com