

PRESSFIT (M-PROFILE)



PRODUCT GUIDE

FEBRUARY 2021

INTRODUCING THE PEGASUS RANGE OF PRESSFIT FITTINGS



THE PEGASUS PRESSFIT RANGE PROVIDES A COMPREHENSIVE PLUMBING AND HEATING SOLUTION WITH THE MOST COST EFFECTIVE FITTINGS IN THE MARKET.

WHEN USED WITH COPPER TUBE TO BS EN 1057 TABLE-X THE PEGASUS M-PROFILE FITTINGS PROVIDE A FLAME-FREE, PERMANENT AND LEAK-PROOF JOINT AND ARE SUITABLE FOR USE ON THE FOLLOWING:

- DRINKING WATER
- HEATING
- RAINWATER
- COMPRESSED AIR
- FIRE EXTINGUISHING SYSTEMS
- SANITARY WATER

SYSTEM BENEFITS

- EASIER TO WORK DURING INSTALLATION COMPARED WITH OTHER PIPE SYSTEMS.
- O-RINGS INCORPORATE LEAK DETECTION INDICATORS
- SEALS ARE MADE WHEN THE GREEN PLASTIC COVER (CRIMP INDICATOR) PEELS AWAY FROM THE FITTING WHEN CRIMPED CORRECTLY. (*EXCEPT WHERE INDICATED).
- FLAME-FREE INSTALLATION. NO TORCH, NO GAS, NO FLUX, NO SYSTEM CONTAMINENTS.
- A 10 YEAR GUARANTEE.
- WRAS APPROVED (*EXCEPT WHERE INDICATED).
- HOT & COLD POTABLE WATER APPLICATIONS.
- MAXIMUM WORKING PRESSURE: 16 BAR.
- MAXIMUM OPERATING TEMPERATURE: 110°C.
(WRAS APPROVED UP TO 85°C)
- EPDM 'O' RING.



PEGASUS PRESSFIT (M-PROFILE)

COUPLERS

CODE	SIZE	BAG QTY
435115	15MM	10
435119	22MM	10
435124	28MM	5
435128	35MM	2
435133	42MM	2
435137	54MM	2




SLIP COUPLERS

CODE	SIZE	BAG QTY
435600	15MM	10
435605	22MM	10
435610	28MM	5
435615	35MM	2
435620	42MM	2
435625	54MM	2



FITTING REDUCERS

CODE	SIZE	BAG QTY
435716	22MM X 15MM	10
435720	28MM X 15MM	5
435725	28MM X 22MM	5
435729	35MM X 22MM	2
435734	35MM X 28MM	2
435736	42MM X 22MM	2
435738	42MM X 28MM	2
435743	42MM X 35MM	2
435750	54MM X 28MM	2
435752	54MM X 35MM	2
435756	54MM X 42MM	2



REDUCING COUPLERS

CODE	SIZE	BAG QTY
435509	22MM X 15MM	10
435511	28MM X 15MM	5
435513	28MM X 22MM	5
435517	35MM X 15MM	2
435520	35MM X 22MM	2
435525	35MM X 28MM	2
435540	42MM X 35MM	2
435550	54MM X 42MM	2



MALE COUPLERS**

CODE	SIZE	BAG QTY
435213	15MM X 1/2"	10
435215	15MM X 3/4"	10
435217	22MM X 1/2"	10
435218	22MM X 3/4"	10
435219	22MM X 1"	5
435221	28MM X 3/4"	5
435223	28MM X 1"	5
435224	35MM X 1"	2
435225	35MM X 1.1/4"	2
435230	42MM X 1.1/2"	1
435235	54MM X 2"	1



FEMALE COUPLERS**

CODE	SIZE	BAG QTY
435310	15MM X 1/2"	10
435312	15MM X 3/4"	10
435313	22MM X 1/2"	10
435314	22MM X 3/4"	10
435315	22MM X 1"	5
435316	28MM X 3/4"	5
435317	28MM X 1"	5
435318	35MM X 1"	2
435320	35MM X 1.1/4"	2
435325	42MM X 1.1/2"	1
435330	54MM X 2"	1



PEGASUS PRESSFIT (M-PROFILE)

ELBOWS

CODE	SIZE	BAG QTY
436229	15MM	10
436233	22MM	5
436238	28MM	5
436242	35MM	2
436247	42MM	2
436251	54MM	2



STREET ELBOWS

CODE	SIZE	BAG QTY
436830	15MM	10
436835	22MM	10
436839	28MM	5
436843	35MM	2
436847	42MM	2
436850	54MM	2



OBTUSE ELBOWS

CODE	SIZE	BAG QTY
436907	15MM	10
436912	22MM	10
436916	28MM	5
436920	35MM	2
436922	42MM	2
436924	54MM	2



OBTUSE STREET ELBOWS

CODE	SIZE	BAG QTY
436950	15MM	10
436954	22MM	10
436959	28MM	5
436965	35MM	2
436967	42MM	2
436969	54MM	2



MALE ELBOWS**

CODE	SIZE	BAG QTY
436506	15MM X 1/2"	10
436508	22MM X 3/4"	5
436534	28MM X 1"	2



FEMALE ELBOWS**

CODE	SIZE	BAG QTY
436808	15MM X 1/2"	10
436810	22MM X 3/4"	5
436533	28MM X 1"	2



WALLPLATE ELBOWS**

CODE	SIZE	BAG QTY
435528	15MM X 1/2"	5
435530	22MM X 3/4"	2



STOPENDS

CODE	SIZE	BAG QTY
438407	15MM	10
438411	22MM	10
438416	28MM	5
438420	35MM	2
438425	42MM	2
438429	54MM	2



PEGASUS PRESSFIT (M-PROFILE)

TEES



CODE	SIZE	BAG QTY
437414	15MM	5
437418	22MM	5
437423	28MM	4
437427	35MM	2
437432	42MM	2
437436	54MM	2

REDUCING TEES



CODE	SIZE	BAG QTY
REDUCED BOTH ENDS		
437709	15MM X 15MM X 22MM	10
REDUCED END		
437718	22MM X 15MM X 22MM	5
437728	28MM X 22MM X 28MM	5
REDUCED END & BRANCH		
437713	22MM X 15MM X 15MM	10
437726	28MM X 22MM X 22MM	5
REDUCED BRANCH		
437722	22MM X 22MM X 15MM	10
437725	28MM X 28MM X 15MM	5
437730	28MM X 28MM X 22MM	2
437855	35MM X 35MM X 15MM	2
437860	35MM X 35MM X 22MM	2
437865	35MM X 35MM X 28MM	2
437880	42MM X 42MM X 15MM	2
437885	42MM X 42MM X 22MM	2
437890	42MM X 42MM X 28MM	2
437739	42MM X 42MM X 35MM	2
437910	54MM X 54MM X 22MM	2
437915	54MM X 54MM X 28MM	2
437920	54MM X 54MM X 35MM	2
437741	54MM X 54MM X 42MM	2

FEMALE REDUCING TEES**



CODE	SIZE	BAG QTY
REDUCED BRANCH		
438200	15MM X 15MM X 1/2"	5
438203	22MM X 22MM X 1/2"	5
438206	22MM X 22MM X 3/4"	5
438209	28MM X 28MM X 1/2"	2
438212	28MM X 28MM X 3/4"	2
438215	28MM X 28MM X 1"	2
438218	35MM X 35MM X 1/2"	1
438221	35MM X 35MM X 3/4"	1
438224	35MM X 35MM X 1"	1
438227	35MM X 35MM X 1.1/4"	1
438230	42MM X 42MM X 1/2"	1
438233	42MM X 42MM X 3/4"	1
438236	42MM X 42MM X 1"	1
438239	42MM X 42MM X 1.1/2"	1
438242	54MM X 54MM X 1/2"	1
438245	54MM X 54MM X 1"	1
438248	54MM X 54MM X 2"	1

CROSSOVERS



CODE	SIZE	BAG QTY
435835	15MM FULL	10
435839	22MM FULL	10
435853	15MM PART	10
435858	22MM PART	10



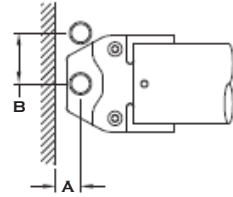
TECHNICAL INFORMATION

INSERTION MARKING LENGTH BY SIZE

PIPE SIZE	MARKING INSERTION DEPTH
15MM	20MM
22MM	21MM
28MM	23MM
35MM	26MM
42MM	30MM
54MM	35MM

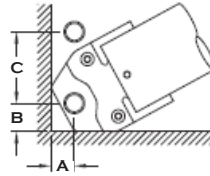
WALL AND PIPE CLEARANCE*

PIPE SIZE	WALL CLEARANCE (A)	PARALLEL PIPE CLEARANCE (B)
15MM	23MM	40MM
22MM	25MM	53MM
28MM	29MM	62MM
35MM	34MM	65MM
42MM	42MM	82MM
54MM	48MM	110MM



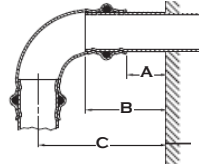
CORNER AND PIPE CLEARANCE*

PIPE SIZE	WALL CLEARANCE (A)	WALL CLEARANCE (B)	PARALLEL PIPE CLEARANCE (C)
15MM	25MM	32MM	56MM
22MM	28MM	36MM	60MM
28MM	30MM	38MM	68MM
35MM	35MM	46MM	85MM
42MM	40MM	55MM	90MM
54MM	52MM	70MM	118MM



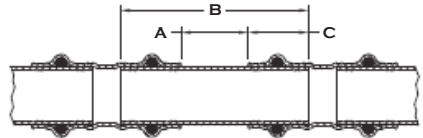
MINIMUM WALL CLEARANCES FOR PERPENDICULAR PIPE RUNS*

PIPE SIZE	MINIMUM WALL TO FITTING DISTANCE (A)	MINIMUM HORIZONTAL PIPE DISTANCE FROM WALL (B)	MINIMUM VERTICAL PIPE DISTANCE FROM WALL (C)
15MM	30MM	52MM	67MM
22MM	30MM	53MM	72MM
28MM	32MM	56MM	87MM
35MM	32MM	58MM	100MM
42MM	35MM	71MM	121MM
54MM	35MM	75MM	140MM



MINIMUM FITTING DISTANCES*

PIPE SIZE	MINIMUM WALL TO FITTING DISTANCE (A)	MINIMUM HORIZONTAL PIPE DISTANCE FROM WALL (B)	MINIMUM VERTICAL PIPE DISTANCE FROM WALL (C)
15MM	15MM	55MM	20MM
22MM	20MM	62MM	21MM
28MM	20MM	67MM	23MM
35MM	25MM	77MM	26MM
42MM	30MM	90MM	30MM
54MM	30MM	100MM	35MM



MINIMUM RECOMMENDED BRAZING DISTANCES FROM PRESS JOINTS

PIPE SIZE	MINIMUM RECOMMENDED BRAZING DISTANCE FROM PRESS JOINTS	PIPE SIZE	MINIMUM RECOMMENDED BRAZING DISTANCE FROM PRESS JOINTS
15MM	200MM	35MM	250MM
22MM	200MM	42MM	250MM
28MM	200MM	54MM	300MM

*DIMENSIONS MAY VARY SLIGHTLY BASED ON PRESSING TOOL

INSTALLATION INSTRUCTIONS



CUT THE PIPE

USING A SUITABLE PIPE CUTTER ENSURE A CUT IS MADE AT RIGHT ANGLES TO THEIR AXIS. AVOID EQUIPMENT THAT MAY CAUSE HEAT DEFORMATION SUCH AS BLOWTORCHES.




DEBURRING OF PIPE

AFTER CUTTING, THE PIPE MUST BE CAREFULLY DEBURRED, BOTH INSIDE AND OUTSIDE USING A MANUAL OR ELECTRIC DEBURRING TOOL SO AS TO AVOID DAMAGING THE 'O' RING GASKET WHEN THE PIPE IS INSERTED INTO THE FITTING.



CLEANING AND PREPARING THE PIPE

ANY CUTTING RESIDUE MUST BE REMOVED AND THE PIPE CLEANED THOROUGHLY USING WIRE WOOL OR SIMILAR CLEANING PAD ENSURING THE END OF THE PIPE IS FREE FROM SCRATCHES, DIRT AND DEBRIS.



CHECK THE FITTING

BEFORE INSERTING THE PIPE, CHECK THE FITTING 'O' RING FOR CORRECT PLACEMENT ENSURING THAT IT IS FREE FROM DEBRIS AND IS NOT DAMAGED IN ANY WAY.



MARK INSERTION DEPTH ON THE PIPE

A DEPTH MARK NEEDS TO BE APPLIED TO THE PIPE PRIOR TO THE INSERTION INTO THE FITTING. REFERRING TO THE TABLE OPPOSITE (TOP LEFT) AND USING A DEPTH GAUGE, MARK THE PIPE WITH A MARKER PEN TO THE REQUIRED LENGTH.



INSERTING THE PIPE

CAREFULLY INSERT THE PIPE INTO THE FITTING ENSURING NO DAMAGE IS MADE TO THE 'O' RING, LINING UP THE FITTING TO THE PREVIOUSLY CREATED INSERTION DEPTH MARK.



PRESS TOOL ASSEMBLY

ENSURE THE PRESS TOOL HAS A VALID AND UP TO DATE CALIBRATION CERTIFICATE AND HAS BEEN FITTED WITH THE CORRECTLY SIZED M-PROFILE JAW ATTACHMENTS FOR THE FITTING TO BE USED.



PRESS THE JOINT

PLACE THE PRESS TOOL SQUARELY OVER THE BEAD AT THE MOUTH OF THE FITTING AND COMMENCE THE COMPRESSION CYCLE OF THE TOOL, COMPLETING WHEN THE JAW ENDS ARE FULLY CLOSED. IF THE TOOL DOES NOT COMPLETE THE FULL CYCLE THEN CUT OUT THE FITTING AND REPLACE WITH A NEW ONE.



COMPLETION OF THE JOINT

INSPECT THE FITTING TO ENSURE NO DEFORMITY OR CRACKING OF THE FITTING HAS OCCURED. CHECK THAT THE PIPE INSERTION MARK IS STILL AT THE END OF THE FITTING AND PULL CLEAR ANY REMNANTS OF THE GREEN PLASTIC COVER INDICATING A COMPLETED JOINT.



FROM EMBRASS PEERLESS



SCAN THE QR CODE FOR PEGASUS
PRESSFIT INSTALLATION



EMBRASS PEERLESS, UNITS 4 & 5 MONKSPATH BUSINESS PARK, SHIRLEY, WEST MIDLANDS, B90 4NY

TEL: 0121 744 3900

FAX: 0121 744 3901

EMAIL: SALES@EMBRASSPEERLESS.CO.UK

WWW.EMBRASSPEERLESS.CO.UK